


HEREFORDSHIRE FEDERATION OF YOUNG
FARMERS' CLUBS



COUNTY RALLY 2026

on

Saturday 16th May 2026

at

Sherrington Manor, Leominster HR6 9JR

By Kind permission of

The Thomas Family

COMPETITION RULES



NFU Mutual



HEREFORD | KINGTON | LEOMINSTER | ROSS-ON-WYE | WORMBRIDGE

HFYFC GENERAL RULES

These General Rules are to be adhered to for all HFYFC Competitions

1. The competitions listed herein are open to members of Herefordshire Federation of Young Farmers' Clubs (HFYFC) holding a valid, current YFC membership. (Valid is classed as being fully processed and authorised and of the current year, a copy of the card can be a printed copy or electronic version shown on a device.)
2. Failure to produce a fully processed and authorised valid membership will mean that the member will be unable to compete in the competition.
3. Age ranges for competitions are as follows:
 - Senior – Open to members 28 years of age or under on 1st September 2025
 - Intermediate – Open to members 21 years of age or under on 1st September 2025
 - Junior – Open to members 16 years of age or under on 1st September 2025, and 10 years of age or over on the day of the competition.
4. Health and Safety requirements must be adhered to at all times
5. Competitors must act in accordance with HFYFC policies, where applicable.
6. No alcohol is to be consumed by competitors before or during the competitions. Any member judged to be under the influence of alcohol, or any other substance will not be permitted to continue with the competition and may be disqualified. Alcohol will also not be used or displayed in any competition (unless specified in the competition rules). Empty bottles can be used for display purposes only.
7. The use of mobile phones by competitors during competitions is prohibited.
8. A white coat must be worn where specified.
9. No competitor can enter the same competition in different age ranges.
10. All work must have been made by members in the last 12 months.
11. All work must be that of the competitor who has booked in, if the entry is being booked in by somebody else then the person booking it in must have a copy of the competitor's card.
12. The entry to a competition cannot have been entered into a previous HFYFC competition.
13. Club or County names must not be displayed on any part of entries or displays (unless otherwise stated in the specific competition rules) – please be careful when using photographs including club tops.
14. Where more than one entry per club is allowed in a competition, where applicable, only the points of the highest scoring entry will count towards the cups and trophies and overall results.
15. Competitors must arrive on time and report to the competition steward before the start time of the competition to book in with necessary equipment to complete the competition.
16. In the event of a conflict between the competition rules and the general rules, the competition rules will govern.
17. All staged items or exhibits must remain the responsibility of the competitor. Neither HFYFC nor the site host accepts any liability for loss, damage or theft of any item.
18. No staged items or exhibits can be removed before prize giving, at penalty of disqualification.
19. The Chief Steward and the Competitions Chairmen reserve the right to cancel or amend any competition rule at any time.
20. In all competitions the decision of the Chief Steward and the Competitions Chairmen will be final.
21. Unacceptable behaviour or questionable material by competitors or supporters which brings YFC into disrepute; or which may be deemed to adversely affect other competitors/performers will be penalised. This includes maintaining a respectful attitude towards all judges, stewards, officers and any other event helpers.
22. **For any team competitions if a club cannot make up a full team from their members they are able to mix with one other club to form a full team. A club cannot form a mixed team with another club if they already have a team entered into the competition. Any points from the competition will be split equally between the two clubs to go towards any trophies.**

Deductions

23. Late entries
 - a. Any entry received by the County Office after the date and time specified on the rules for the competition, will be dealt with on a case-by-case basis, and the decision will come from the County Chairman and Competitions Chairman, on whether they can compete and if any deductions will apply to the club's score.
 - b. The member partaking in the competition is still eligible to get a prize card and compete at the next round.
 - c. The deduction will occur after the prize cards have been written out. The deduction will apply to any trophy handed out on the day, overall day scores and the end of year trophies.
24. Entry of classes where no entry was originally planned
 - a. If a club wishes to enter a competition or class for which the club has not submitted an entry to the County Office prior to the date and time specified on the rules, they must request this from the Competitions Chairman or the Chief Steward if on the day of the competition. The Competitions Chairman or Chief Steward have the right to refuse entry to the class as judging time, resources or the schedule may not make this possible. If agreed, the member or club may compete in the class. If their score puts them in contention



NFU Mutual

HEREFORD | KINGTON | LEOMINSTER | ROSS-ON-WYE | WORMBRIDGE



for a prize card the member may receive the prize card and also are eligible to compete at the next round if appropriate. However, their score will not be counted towards any trophies awarded on the day of the competition or the end of year trophies.

25. For entries not according to schedule

- a. 25% of marks awarded will be deducted for all entries that are not according to the schedule - This includes any exhibits oversize, missing items (recipe/photos etc). If there are multiple things wrong with the entry, there will only be one deduction of 25% applied.
- b. 25% is deducted from the total score given by the judge, but if they still place after a deduction is awarded the Competitor will still be eligible to gain a prize card with the deducted score and will still be eligible to qualify for the next rounds where applicable.

26. In competitions with time limits

1. In competitions with time limits, the following marks will be deducted if the competitor overruns - (unless otherwise stated in rules – i.e., stock judging):

COMPETITION LENGTH	PENALTY
Up to 30 minutes	5% of total marks per minute or part thereof
31-60 minutes	5% of total marks per two minutes or part thereof
61-120 minutes	5% of total marks per five minutes or part thereof
121 minutes & over	5% of total marks per ten minutes or part thereof

2. The Competitor will still be eligible to gain a prize card with the deducted score and will still be eligible to qualify for the next rounds where applicable.
 3. 5% is deducted from the total score given by the judge.
- 27.** Any disagreements from clubs/competitors about markings or deductions must be made on the day of competition to the Chief Steward or Competitions team, and will be reviewed on a case-by case basis.
- 28.** In the event that a deduction is applied for any reason and the subsequent mark results in a decimal place, if the decimal place is 0.5 or above, it shall be rounded up to the next whole number. If the decimal place is 0.49 or below, it shall be rounded down to the next whole number.

Trophies

Trophy Name	Contributing Competitions/Awarded to
The Rally Shield	Awarded to the overall winning club
The JHG Cotterell Cup	Awarded to the runners up
The Clive Richards Trophy	Awarded to the club gaining the highest marks per competing members
The Most Improved Club Challenge Cup	Awarded to the club gaining the highest percentage increase in total marks gained over the previous Rally total
The John Crofts Memorial Cup	Awarded to the club gaining the best position on the previous Rally, taking into account the bottom 9 clubs
The Domestic Science Cup	Awarded to the Club gaining the highest total marks in all Domestic Science Competitions at the Rally. The qualifying classes are: 15, 19, 21A, 21B, 21C, 23A, 23B, 23C, 24, 25A, 25B, 25C,
The Havard Trophy	Awarded to the club gaining the highest total marks in the Needlework, Cookery and Floral Art Competitions. The qualifying classes are: 19, 23A, 23B, 23C, 22A, 22B, 22C, 24.
The Margaret Ayrton Challenge Trophy	Awarded to the club gaining the highest total marks of all competitions on the stage. The qualifying classes are: 26, 27, 28 & 29.
The Mark Davies (Fatboy) Trophy	Awarded to the club gaining the highest total marks in the fun competitions held around the site. The qualifying classes are: 32, 33, 34, 35, 36, 37.
The Stock Judging Shield	Awarded to the club gaining the highest total marks in the Senior and Intermediate Stock Judging Competitions. The qualifying classes are: 5S, 5I, 6S, 6I, 7S, 7I, 8S, 8I, 9S, 9I.
The Junior Challenge Cup	Awarded to the club gaining the highest total marks obtained by members 16 years of age and under in the Junior Rally Competitions. The qualifying classes are: 18A, 21A, 22A, 23A, 25A, 37.
The Barbara Garlick Trophy	Awarded to the club gaining the highest total marks in the Floral Art Competitions. The qualifying classes are: 22A, 22B, 22C.
The Wyevale Photographic Cup	Awarded to the club gaining the highest total marks in the Photography Competitions. The qualifying classes are: 10A, 10B, 10C.
The Simeon Cole Challenge Cup	Awarded to the club gaining the highest total marks in the Welding Competitions. The qualifying classes are: 1A, 1B.
The Bossom Cup	Awarded to the club gaining the highest mark in Class 17 – Main Exhibit.
The Steve Kirby Memorial Trophy	Awarded to the member who, in the opinion of the judges, has sheared to the highest quality on the day of the competition. The qualifying classes are 30A, 30B.
The HJ Skyrme Cup	Awarded to the competitor gaining the highest mark in Class 30B – Senior Shearing.
The Billy Rudge Memorial Cup	Awarded to the competitor gaining the highest mark in Class 30A – Intermediate Shearing.
The Newhampton Challenge Cup	Awarded to the club gaining the highest mark in Class 31 – Woodwork.
The Ballingham Hall Cup	Awarded to the member gaining the highest mark in Class 23B – Intermediate Cookery.
The Poultry Day Cup	Awarded to the member gaining the highest mark in Class 15 – Poultry Boning & Jointing



Competition Timetable

Please note that all timings are subject to change.

Class	Competition	Theme	Time
Judged before the Rally			
1A	Welding – Intermediate		18 th April
1B	Welding – Senior		18 th April
3	NFYFC Farm Machinery Skills		19 th April
4	NFYFC Fence Erecting		19 th April
5S	Dairy Stock Judging – Senior		8 th May
5I	Dairy Stock Judging – Intermediate		8 th May
6S	Horse Stock Judging – Senior		18 th April
6I	Horse Stock Judging - Intermediate		18 th April
7S	Beef Stock Judging – Senior		12 th April
7I	Beef Stock Judging – Intermediate		12 th April
8S	Sheep Stock Judging – Senior		12 th April
8I	Sheep Stock Judging – Intermediate		12 th April
9S	Pig Stock Judging – Senior		12 th April
9I	Pig Stock Judging – Intermediate		12 th April
10A	Photography Junior	Action Shot	Signed in by 20 th April- Displayed at Rally
10B	Photography Intermediate	Photo Finish	Signed in by 20 th April- Displayed at Rally
10C	Photographic Senior	Victory & Defeat	Signed in by 20 th April- Displayed at Rally
11	NFYFC Cube Exhibit	Our Favourite Place	
12	Junior Design Challenge	Design a YFC Sports Kit	19 th April
13	NFYFC Auctioneering		19 th April
14	Guess the National Anthem		19 th April
15	Poultry Boning & Jointing		30 th April
16	Rally Setup		9 th - 15 th May
Rally Day			
Staged			
2	Rally Sign		Display by Monday 20 th April by 9pm & brought to rally site by 8.30pm on 16 th May.
17	Main Exhibit	Sporting Through The Ages	Staged – 9:00am



NFU Mutual



HEREFORD | KINGTON | LEOMINSTER | ROSS-ON-WYE | WORMBRIDGE

18A	Junior Craft	Display of Three Rosettes	Staged – 9:30am
18B	Intermediate Craft	Hobby Horse	Staged – 9:30am
18C	Senior Craft	Fascinators for a Day at the Races	Staged – 9:30am
19	Needlework	An Outfit for Ascot	Staged – 9:30am
20	Metalwork	A Torch Celebrating the Three Counties	Staged – 9:30am
21A	Junior Bake Off	Wimbledon Themed Cake Pops	Staged – 9:30am
21B	Intermediate Bake Off	Six Wimbledon Macarons	Staged – 9:30am
21C	Senior Bake Off	Wimbledon Picnic	Staged – 9:30am
Domestic Section			
22A	NFYFC Floral Art – Junior	Electricity	9:30am
22B	NFYFC Floral Art – Intermediate	Rumble in the Jungle	9:30am
22C	NFYFC Floral Art – Senior	Red Sky at Night	11:00am
23A	NFYFC Junior Cookery	Dessert	10:45am
23B	NFYFC Intermediate Cookery	Starter	1:15pm
23C	NFYFC Senior Cookery	Main	12 Noon
24	Ready Steady Cook		9:30am
25A	Cake Decorating – Junior	Winter Sports	12:30pm
25B	Cake Decorating – Intermediate	Water Sports	11:00am
25C	Cake Decorating – Senior	Pub Sports	9:30am
On the stage			
26	Haka		11.30am
27	Mascot Dance Off		12.30pm
28	Cheerleading		1.30pm
29	Ceremony Performance		3pm
Around the site			
30A	Intermediate Sheep Shearing		11:30am
30B	Senior Sheep Shearing		11:30am
31	Woodwork	Garden Games	9:45am
32	Obstacle Race		10am
33	Bobsleigh Race		12:30pm
34	Question of Sport		1pm
35	Chairmans Challenge		1:30pm



NFU Mutual



HEREFORD | KINGTON | LEOMINSTER | ROSS-ON-WYE | WORMBRIDGE

36	Face Painting	Football World Cup Flags	1.45pm
37	Junior Challenge		11am
38	Tug of War – Mixed Juniors		Scales Open 12-1.30 First Pull at 2.15pm prompt.
39	Tug of War – Ladies		
40	Tug of War – Mens		
After the Rally			
41	Rally Clear Up		17 th May at 10:00am

Class 16: Rally Setup

Time: Saturday 9th - Friday 15th May – a timetable will be released closer to the time, including Club Task List.

Entries: Open to TWO (2) representatives per Club, who **DO NOT** need to be competing age members.

Marks:

Maximum Marks per representative	50
Total	100

Rules:

1. Each club can gain a maximum of 50 marks per representative sent (maximum of 100 points per club) by sending a representative to the rally site or other place, as specified by the Competitions Chairman.
2. A task list will be circulated to club secretaries and chairman prior to Rally Setup.
3. On arrival to the Rally site, it is the responsibility of the representative(s) to find the relevant competition steward and sign in. Following this the representative will need to complete their assigned task or tasks.
4. On completion of the task(s) the representative will be responsible for finding the steward and signing off.
5. The representative(s) will be judged on how well the tasks were completed.
6. The points accumulated in this class will count towards the 2026 HFYFC County Rally.
7. **The following people are NOT eligible to gain points in this class – HFYFC County President, HFYFC County Vice-Presidents, HFYFC County Life Vice-Presidents, County Administrator, County Treasurer, and the Chairmen and Vice Chairmen of the following committees: Executive, Management, Competitions, Events, Training, Promotions, Catering and Rally Task Group.**

Awards: The Rally Shield

Class 17 - Main Exhibit

Time: To be staged by 9:00am ready for Judging. Exhibits may be brought to site and staged on the evening of Friday 15th May – this must be completed by 8:30pm.

Exhibits must be collected on Sunday 17th May 2026 after 10:00am and **NOT BEFORE THEN.**

Entries: Open to ONE (1) entry per club. Competitors to be 28 years or under on 1st September 2025 and 10 years or over on the day of the competition. Any number of members may contribute provided they are of competing age.

Marks:

5 items of different crafts (50pts each)	250
Attractiveness of Exhibit	125
Originality and Ingenuity	125
Relevance of craft to theme	100
Total Per Exhibit	600

Rules:

1. Each exhibit to depict the theme **‘Sporting Through the Ages’** and to include one item of five different crafts (which have been made during the past 12 months by YFC members). Those items to be clearly marked 1 to 5 and up to 50 points will be awarded for each of the five items. Items used must not have been used in a previous Young Farmers event or Royal Three Counties Show.

N.B. No edible items may be placed on the Exhibit until the Friday morning of the Show. Items of cookery will only be tasted at the discretion of the judges. **All foodstuffs are to be covered with cling film, and under no circumstances is alcohol to be displayed.**

Competitors may use floral foam, this will not affect the marking. Alternative mechanics may also be used and a guide can be found on NFYFC for further details.

2. Each Exhibit to have a **MAXIMUM WIDTH of 2440mm** at any given point and a **MAXIMUM DEPTH of 1830mm** and **MAXIMUM HEIGHT of 1830mm**. **Any exhibit exceeding the maximum measurements will be penalised.** Exhibits will be measured by the Chief Steward.
3. All Exhibits with electrical mechanisms must have main switches easily accessible and clearly marked in case at the front of the Exhibit. **Electrics are optional, but please note Exhibits at the Rally may be displayed in an unlit shed.**
4. Electrics on Exhibits will be PAT tested on the morning of the Rally. If any electrical or mechanical device is deemed to be unsafe by the Electrician, it will be disconnected and will not be allowed to be reconnected.
5. No names of clubs to be marked on any exhibits.
6. **The Exhibit must be staged by members 28 years of age or under on 1st September 2025. No assistance will be allowed under penalty of disqualification.**

Awards: The Bossom Cup, The Rally Shield

Information for Subsequent Rounds

Representation: The top TWO (2) placed entries at the County Round will be requested to compete again in the Three Counties round on Friday 12th June 2026.

Class 18A - Craft – Junior

Time: To be staged by 9:30am ready for judging.

Entries: Open to ONE (1) member per Club. Competitors to be 16 years of age or under on 1st September 2025 and 10 years or over on the day of the competition

Marks:

Use of materials	20
Quality of workmanship	20
Originality	30
Overall finish	30
Total	100

Rules:

1. Competitors are required to make a **“Display of Three Rosettes”**.
2. To be made prior to the competition day.
3. **PLEASE NOTE** 4 Photos should be provided to show the different stages of creating the “Three Rosettes”.
4. Only a table will be available to display the craft.
5. The exhibit should be a **MAXIMUM** size of **500mm(D) x 500mm(W), with no maximum height**.
6. No names of clubs or counties to appear on any exhibits.
7. All exhibits must be the unaided work of the competitors.

Awards: The Rally Shield, The Junior Challenge Cup

Information for Subsequent Rounds

Representation: The top TWO (2) placed entries at the county round will be requested to compete again in the Three Counties round on Friday 12th June 2026

Class 18B - Craft – Intermediate

Time: To be staged by 9:30am ready for judging.

Entries: Open to ONE (1) member per Club. Competitors to be 21 years of age or under on 1st September 2025 and 10 years or over on the day of the competition.

Marks:

Use of materials	20
Quality of workmanship	20
Originality	30
Overall finish	30
Total	100

Rules:

1. The Competitor is required to produce a handmade '**Hobby Horse**'.
2. The Hobby Horse is to be displayed standing or leaning on a support. A table will be supplied for photographs.
3. The choice of materials is the competitor's own. The hobby horse should be sturdy and safe for display and may include any decorative elements. The hobby horse will need to be suitable to race at the following round.
4. **PLEASE NOTE** 4 Photos should be provided to show the different stages of making the hobby horse. The photographs will be displayed separately to the hobby horse, the four photographs should be displayed in an area not exceeding 500mm x 500mm and a separate table will be provided to display them.
5. The main body of the hobby horse should be a **MAXIMUM** size of **1m (H) x 50cm (W) x 30cm (D)**.
6. **PLEASE NOTE** the photos do not need to be displayed within the dimensions above
7. No names of clubs or counties to appear on any exhibits.
8. All exhibits must be the unaided work of the competitors.

Awards: The Rally Shield

Information for Subsequent Rounds

Representation: The top TWO (2) placed entries at the County Round will be requested to compete again in the Three Counties round on Friday 12TH June 2026. **PLEASE NOTE** at The Royal Three Counties Show competitors will be required to race their hobby horse on Saturday 13th June.

Class 18C Craft – Senior

Time: To be staged by 9:30am ready for judging.

Entries: Open to ONE (1) member per Club. Competitors to be 28 years of age or under on 1st September 2025 and 10 years or over on the day of the competition.

Marks:

Use of materials	20
Quality of workmanship	20
Originality	30
Overall finish	30
Total Marks	100

Rules:

1. Competitors are required to make a fascinator to the theme '**A Day at the Races**'.
2. Competitors are required to make the craft beforehand.
3. **PLEASE NOTE** 4 Photos should be provided to show the different stages of making the fascinator.
4. The exhibit should be a **MAXIMUM** size of 600mm x 600mm, no maximum height.
5. No names of clubs or counties to appear on any exhibits.
6. All exhibits must be the unaided work of the competitors.

Awards: The Rally Shield

Information for Subsequent Rounds

Representation: The top TWO (2) placed entries at the County Round will be requested to compete again in the Three Counties round on Friday 12TH June 2026

Class 19 – Needlework

Time: To be staged by 9:30am ready for judging. On Stage Catwalk at 10:30am

Entries: Open to ONE (1) member per club. Competitors to be 28 years of age or under on 1st September 2025 and 10 years or over on the day of the competition.

Marks:

Workmanship/Quality	40
Sizing and fit on model	30
Modelling (means overall effect on the catwalk)	15
Relevance to theme/description	15
Total	100

Rules:

1. Competitors are required to make an **'An Outfit for a Day at the Races'** using recycled materials.
2. The outfit must be made from recycled materials **only**. The various items of the outfit will be required to be worn and modelled on the day of the competition. The garment can be made and modelled by the competitor or made for and modelled by a fellow member
3. The competitor will also need to produce a paragraph explaining the outfit, fabric used, it's original use and how it has been made for the compere on the day. For modelling purposes, the competitor may include accessories.
4. All competitors will be required to bring their garment(s) for judging on the morning of the competition final and be available to answer any questions the judges may have. The garment(s) will be displayed hung for the purposes of judging the workmanship/quality.
5. During the day the competitor (or other member) will be required to model the garment for the judges and then take part in a fashion show for the judges to mark the overall appearance.
6. All garment(s) must have been made within the 12 months prior to the competition day.
7. No names of clubs or counties to appear on any exhibits.
8. All exhibits must be the unaided work of the competitors.

Awards: The Domestic Science Cup, The Havard Trophy, The Rally Shield

Information for subsequent rounds

Representation:

The top TWO (2) placed entries at the County Round will be requested to compete again in the Three Counties round on Saturday 13th June 2026.

Please note that the following mark scheme will be used at the next round.

Workmanship/Quality	50
Sizing and fit on model	40
Modelling (means overall effect on the catwalk)	30
Relevance to theme/description	30
Total	150

Class 20 – Metalwork

Time: To be staged by 9:30am ready for judging.

Entries: Open to ONE (1) member per club. Competitors to be 28 years of age or under on 1st September 2025 and 10 years or over on the day of the competition.

Marks:

Use of Materials	20
Originality	20
Quality of Workmanship	20
Suitability for Purpose	20
Overall Sculpture & Finish	20
Total	100

Rules:

1. Each competitor is required to make **'A Torch Celebrating the Three Counties'**. Suitable for a sporting opening ceremony.
2. The torch must be free standing and will be lifted from its base.
3. The Torch dimensions must be a **minimum height of 1.2m and a maximum height of 1.5m, with a width no greater than 50cm. Maximum weight limit of 20 kilograms. There are no size or weight restrictions to the stand.**
4. The competitor should pay particular attention to the standard of finish of their exhibit. Materials should be predominantly recycled to minimise cost and environmental impact.
5. No laser or CNN cutting is to be used.
6. No names of clubs or counties to be marked on the front/sides of the exhibits. Use of the Olympic Logo or any official Olympic branding is not allowed due to copyright restrictions.

Awards: The Rally Shield

Information for subsequent rounds

Representation: The top two placed entries at the County Round will be requested to compete again in the Three Counties Round on Friday 12th June 2026



NFU Mutual

HEREFORD | KINGTON | LEOMINSTER | ROSS-ON-WYE | WORMBRIDGE



Class 21A - YFC Bake Off –Junior

Time: Time: To be staged by 9:30am ready for judging.

Entries: Open to ONE (1) member per Club. Competitors to be 16 years of age or under on 1st September 2025 and 10 years or over on the day of the competition

Marks:

Finished Items – Overall bake/decorations	50
Taste	30
Display	10
Overall effect	10
Total	100

Rules:

1. Each competitor is required to make **‘Six Wimbledon Themed Cake Pops’**.
2. All items are to be made in advance and staged on the day of competition. All foodstuffs to be covered with cling film. No alcohol to be on display.
3. The display area must not exceed **600mm x 600mm, tables will be provided**
4. Exhibits will be measured by the Chief Steward. While there is no maximum height, any exhibits deemed unstable by the Chief Steward will be removed.
5. **PLEASE NOTE** - In addition to the above, competitors are required to display:
 - a. Details of the recipe used, including ingredients and their method. Within the area of 600mmx600mm.
 - b. 4 photographs showing the different stages of the process. Within the area of 600mmx600mm.
6. No names of clubs or counties to appear on any exhibits.
7. All exhibits must be the unaided work of the competitors.

Awards: The Domestic Science Cup, The Junior Challenge Cup, The Rally Shield

Information for subsequent rounds

Representation: The top two placed entries at the County Round will be requested to compete again in the Three Counties round on Friday 12th June 2026

Class 21B - YFC Bake Off –Intermediate

Time: To be staged by 9:30am ready for judging.

Entries: Open to ONE (1) member per Club. Competitors to be 21 years of age or under on 1st September 2025 and 10 years or over on the day of the competition.

Marks:

Finished Items – Overall bake/decorations	50
Taste	30
Display	10
Overall effect	10
Total	100

Rules:

1. Each competitor is required to make '**Six Wimbledon Themed Macarons**'.
2. All items are to be made in advance and staged on the day of competition. All foodstuffs to be covered with cling film. No alcohol to be on display.
3. The display area must not exceed **600mm x 600mm, tables will be provided**
4. Exhibits will be measured by the Exhibit Chief Steward. While there is no maximum height, any exhibits deemed unstable by the Chief Steward will be removed.
5. **PLEASE NOTE** - In addition to the above, competitors are required to display:
 - a. Details of the recipes used, including ingredients and their method. Within the area of 600mmx600mm.
 - b. 4 photographs showing the different stages of the process. Within the area of 600mm x 600mm.
6. No names of clubs or counties to appear on any exhibits.
7. All exhibits must be the unaided work of the competitors.

Awards: The Domestic Science Cup, The Rally Shield

Information for subsequent rounds

Representation: The top two placed entries at the County Round will be requested to compete again in the Three Counties round on Friday 12th June 2026

Class 21C - YFC Bake Off – Senior

Time: To be staged by 9:30am ready for judging.

Entries: Open to ONE (1) member per Club. Competitors to be 28 years of age or under on 1st September 2025 and 10 years or over on the day of the competition.

Marks:

Taste/Overall Bake/Finished Item (15pts per item)	75
Display	10
Overall effect	15
Total	100

Rules:

1. Each competitor is required to make a **'Wimbledon Picnic'**. Consisting of five different items suitable for tasting.
2. All items are to be made in advance and staged on the day of competition. All foodstuffs to be covered with cling film. No alcohol to be on display. Each item must be numbered and clearly labelled within the exhibit.
3. The display area must not exceed **600mm x 600mm, tables will be provided**
4. Exhibits will be measured by the Chief Steward. While there is no maximum height, any exhibits deemed unstable by the Chief Steward will be removed.
5. **PLEASE NOTE** - In addition to the above, competitors are required to display:
 - a. Details of the recipe used, including ingredients and their method. Within the area of 600mmx600mm.
 - b. 4 photographs showing the different stages of the process. Within the area of 600mmx600mm.
6. No names of clubs or counties to appear on any exhibits.
7. All exhibits must be the unaided work of the competitors.

Awards: The Domestic Science Cup, The Rally Shield

Information for subsequent rounds

Representation: The top two placed entries at the County Round will be requested to compete again in the Three Counties round on Friday 12th June 2026

Class 22A - Floral Art – Junior

Time: 9:30am

Entries: Open to ONE (1) member per Club. Competitors to be 16 years of age or under on 1st September 2025 and 10 years or over on the day of the competition.

Marks:

Idea	20
Colour	20
Composition	30
Technical	30
Total per competitor	100

Rules:

1. **Exhibit Title: “Electricity”** A Front Facing exhibit to the theme Electricity.
2. The maximum display area for each competitor **MUST NOT exceed 76cm wide x 60cm deep x optional height** (i.e. no limitations to height). Exhibits to be composed of natural plant material, with or without accessories.
3. **Exhibit is to be viewed from the front.** Competitors own backboard and base boards are allowed and must be provided by the competitor if required and must adhere to the size limitations. The reverse of the back board **MUST** complement the theme and be neat and tidy.
4. A worktable will be provided close to the display area – approximately half a trestle table to be allocated per competitor.
5. Each exhibit will be displayed to their best advantage with the space allocation.
6. All exhibits must be the unaided work of the competitors and must be assembled during the time.
7. During the period of the competition, competitors must not communicate directly or indirectly with any person other than Judges or Stewards, under penalty of instant disqualification. No other person, other than the competitors, will be allowed in the competing area.
8. Competitors may use a battery-operated glue gun or any other form of adhesive. There will no mains power supply available
9. The measurement will be from the outside edges of the back board or base board (i.e. the thickness of the backboard will be included in the size restrictions). Any accessories or drapes used on the outside of the back board or base board will be included in the overall measurement of the exhibit and should be within the size restrictions. The external side of the back board will be taken into account for the attractiveness of the exhibit marks and so should be covered to compliment the overall exhibit.
10. Allowance of **one hour to include final checks and measurement of the exhibit.** Before leaving the competing area, competitors will be given a further 5 minutes to clear and tidy the work site
11. Competitors may unpack their equipment and plant material/flowers onto the worktable before the one hour practical session commences.
12. Exhibits to be composed of natural material, with or without accessories. Competitors may use floral foam, this will not affect the marking. Alternative mechanics may also be used.
13. Competitors may set up their flower arranging support material/mechanics in position prior to the one-hour practical session if required.
14. Competitors are able to set up their display bay before the one-hour practical session commences.
15. **Competitors must wear white coats during the period of the competition. Club, County and Sponsor logos are permitted on either the front or the back of the coats.**

16. **NOTES:**

- **Competitors to note that all buckets will be checked by Stewards on arrival for prearranged foliage.**
- **Competitors must not bring photographs/diagrams of previously arranged Floral Exhibits into the competing arena. Any competitor found doing so may be disqualified.**
- A “Competitions Manual” is available from NAFAS Enterprises Ltd. www.nafas.org.uk
- ALL EXHIBITS WILL BE JUDGED STRICTLY IN ACCORDANCE WITH THE NAFAS COMPETITIONS MANUAL 2023. A “Competitions Manual” is available from www.nafas.org.uk to visit the NAFAS on-line shop.

17. NAFAS Definitions (*The National Association of Flower Arranging Societies of Great Britain*) From the NAFAS Competitions Manual (Fourth Edition 2023).

- **An EXHIBIT:**
 - Is composed of natural plant material in all its forms, contained within a space as specified in a show schedule.
 - Accessories need to go in front of backgrounds, bases, containers, drapes, exhibit titles and mechanics may always be included in an exhibit, unless otherwise stated.
 - More than one placement may always be included, unless otherwise stated.
 - In all exhibits natural plant material must predominate. Plant material must now predominate in all Still Life Exhibits

18. NATURAL PLANT MATERIAL

- Natural plant material is any vegetable matter.
- It includes fresh, dried, garden, wild, foliage, fungi, vegetables and seaweed or made-up plant material.
- It is acceptable to enhance plant material by the application of oil, milk, wax, leaf shine or other similar products.

19. ARTIFICIAL PLANT MATERIAL

- *Artificial plant material is realistic or fantasy plant-forms, made wholly or partly from non-plant material.* This includes, clay, glass, metal, plastic, plaster, polyester, shells, silk, wax, etc. This also includes fabric and ribbon made from a non-plant source, which is used as a substitute for natural plant material in an exhibit.
- *Artificial plant material **is not allowed** unless specifically included in a show schedule (see reasons for disqualification).*
- *Artificial plant material or artificial plant forms that are an integral part of a container, base, background or accessory are permitted.*
- **Artificial grass turf must not be used for any purpose including bases.**

20. An ACCESSORY

- *Anything other than natural plant material in an exhibit, such as, feathers, shapes (spheres, cones), shells, stones, wax candles*
- *The following are not accessories and may also be used unless prohibited by the show schedule: backgrounds, bases, containers holding plant material, drapes, exhibit titles and mechanics. These may be decorated in any way, but greater credit should be given for use of natural plant material where appropriate.*

21. REASONS FOR DISQUALIFICATION

- *Failure to comply with any specific requirements of a class as stated in a show schedule, i.e. the measurements or the components. (Just remember – it is better to aim to be 1xm or 1 inch smaller than the size allowed as the size sated is the MAXIMUM size).*
- *Inclusion of artificial plant material (unless specifically allowed by a show schedule)*
- *Inclusion of fresh plant material that does not have roots or the cut ends of stems in water or water retaining material. Exceptions: Air Plants, Cacti, Fruits, Grass Turf, Lichen, Moss, Succulents, Vegetables and long-lasting plant material which will remain turgid for the duration of a show. (Definition of turgid – the state of firmness of plant tissue resulting from adequate moisture, causing the plant cells to be fully expanded).*

22. NOT ACCORDING TO SCHEDULE DISQUALIFICATION: *the term used when an exhibit does not comply with the requirements of the schedule – see NAFAS reasons for disqualification above. At the HFYFC Round, the judge will write ‘Not according to schedule’ general rules deduction.*

Awards: The Havard Trophy, The Junior Challenge Cup, The Barbara Garlick Trophy, The Rally Shield

Information for Subsequent Rounds

Representation: The top two placed entries at the County Round will be requested to compete again in the Three Counties round on Saturday 13th June 2026, and the first placed entry to compete at the NFYFC Finals on Sunday 27th September 2026

Class 22B - Floral Art – Intermediate

Time: 9:30am

Entries: Open to ONE (1) entry per club. Competitors to be 21 years of age or under on 1st September 2025 and 10 years or over on the day of the competition.

Marks:

Idea	20
Colour	20
Composition	30
Technical	30
Total per competitor	100

Rules:

1. **Exhibit Title: “Rumble in the Jungle”** A Front Facing Exhibit to the theme Rumble in the jungle
2. The maximum display area for each competitor **MUST NOT exceed 76cm wide x 60cm deep x optional height** (i.e. no limitations to height). Exhibits to be composed of natural plant material, with or without accessories.
3. **Exhibit is to be viewed from the front.** Competitors own backboard and base boards are allowed and must be provided by the competitor if required and must adhere to the size limitations. The reverse of the back board **MUST** complement the theme and be neat and tidy.
4. A worktable will be provided close to the display area – approximately half a trestle table to be allocated per competitor.
5. Each exhibit will be displayed to their best advantage with the space allocation.
6. All exhibits must be the unaided work of the competitors and must be assembled during the time.
7. During the period of the competition, competitors must not communicate directly or indirectly with any person other than Judges or Stewards, under penalty of instant disqualification. No other person, other than the competitors, will be allowed in the competing area.
8. Competitors may use a battery-operated glue gun or any other form of adhesive. There will no mains power supply available
9. The measurement will be from the outside edges of the back board or base board (i.e. the thickness of the backboard will be included in the size restrictions). Any accessories or drapes used on the outside of the back board or base board will be included in the overall measurement of the exhibit and should be within the size restrictions. The external side of the back board will be taken into account for the attractiveness of the exhibit marks and so should be covered to compliment the overall exhibit.
10. Allowance of **one hour to include final checks and measurement of the exhibit.** Before leaving the competing area, competitors will be given a further 5 minutes to clear and tidy the work site
11. Competitors may unpack their equipment and plant material/flowers onto the worktable before the one-hour practical session commences.
12. Exhibits to be composed of natural material, with or without accessories. Competitors may use floral foam, this will not affect the marking. Alternative mechanics may also be used.
13. Competitors may set up their Eco-friendly flower arranging support material/mechanics in position prior to the one-hour practical session if required.
14. Competitors are able to set up their display bay before the one-hour practical session commences.
15. **Competitors must wear white coats during the period of the competition. Club, County and Sponsor logos are permitted on either the front or the back of the coats.**

16. **NOTES:**

- **Competitors to note that all buckets will be checked by Stewards on arrival for prearranged foliage.**
- **Competitors must not bring photographs/diagrams of previously arranged Floral Exhibits into the competing arena. Any competitor found doing so may be disqualified.**
- A “Competitions Manual” is available from NAFAS Enterprises Ltd. www.nafas.org.uk
- ALL EXHIBITS WILL BE JUDGED STRICTLY IN ACCORDANCE WITH THE NAFAS COMPETITIONS MANUAL 2023. A “Competitions Manual” is available from www.nafas.org.uk to visit the NAFAS on-line shop.

17. NAFAS Definitions (*The National Association of Flower Arranging Societies of Great Britain*) From the NAFAS Competitions Manual (Fourth Edition 2023).

- **An EXHIBIT:**
 - Is composed of natural plant material in all its forms, contained within a space as specified in a show schedule.
 - Accessories need to go in front of backgrounds, bases, containers, drapes, exhibit titles and mechanics may always be included in an exhibit, unless otherwise stated.
 - More than one placement may always be included, unless otherwise stated.
 - In all exhibits natural plant material must predominate. Plant material must now predominate in all Still Life Exhibits

18. NATURAL PLANT MATERIAL

- Natural plant material is any vegetable matter.
- It includes fresh, dried, garden, wild, foliage, fungi, vegetables and seaweed or made-up plant material.
- It is acceptable to enhance plant material by the application of oil, milk, wax, leaf shine or other similar products.

19. ARTIFICIAL PLANT MATERIAL

- *Artificial plant material is realistic or fantasy plant-forms, made wholly or partly from non-plant material.* This includes, clay, glass, metal, plastic, plaster, polyester, shells, silk, wax, etc. This also includes fabric and ribbon made from a non-plant source, which is used as a substitute for natural plant material in an exhibit.
- *Artificial plant material **is not allowed** unless specifically included in a show schedule (see reasons for disqualification).*
- *Artificial plant material or artificial plant forms that are an integral part of a container, base, background or accessory are permitted.*
- **Artificial grass turf must not be used for any purpose including bases.**

20. An ACCESSORY

- *Anything other than natural plant material in an exhibit, such as, feathers, shapes (spheres, cones), shells, stones, wax candles*
- *The following are not accessories and may also be used unless prohibited by the show schedule: backgrounds, bases, containers holding plant material, drapes, exhibit titles and mechanics. These may be decorated in any way, but greater credit should be given for use of natural plant material where appropriate.*

21. REASONS FOR DISQUALIFICATION

- *Failure to comply with any specific requirements of a class as stated in a show schedule, i.e. the measurements or the components. (Just remember – it is better to aim to be 1xm or 1 inch smaller than the size allowed as the size sated is the MAXIMUM size).*
- *Inclusion of artificial plant material (unless specifically allowed by a show schedule)*
- *Inclusion of fresh plant material that does not have roots or the cut ends of stems in water or water retaining material. Exceptions: Air Plants, Cacti, Fruits, Grass Turf, Lichen, Moss, Succulents, Vegetables and long-lasting plant material which will remain turgid for the duration of a show. (Definition of turgid – the state of firmness of plant tissue resulting from adequate moisture, causing the plant cells to be fully expanded).*

22. NOT ACCORDING TO SCHEDULE DISQUALIFICATION: *the term used when an exhibit does not comply with the requirements of the schedule – see NAFAS reasons for disqualification above. At the HFYFC Round, the judge will write ‘Not according to schedule’ general rules deduction.*

Awards: The Havard Trophy, The Barbara Garlick Trophy, The Rally Shield

Information for Subsequent Rounds

Representation: The top two placed entries at the County Round will be requested to compete again in the Three Counties round on Saturday 13th June 2026, and the first placed entry to compete at the NFYFC Finals on Sunday 27th September 2026

Class 22C - Floral Art – Senior

Time: 11am

Entries: Open to ONE (1) entry per club. Competitors to be 28 years of age or under on 1st September 2025 and 10 years or over on the day of the competition.

Marks:

Idea	20
Colour	20
Composition	30
Technical	30
Total per competitor	100

Rules:

1. **Exhibit Title: “Red Sky at Night”** viewed from the front to the theme Red Sky at Night
2. The maximum display area for each competitor **MUST NOT exceed 76cm wide x 60cm deep x optional height** (i.e. no limitations to height). Exhibits to be composed of natural plant material, with or without accessories.
3. **Exhibit is to be viewed from the front, backboards are allowed.** Competitors own backboard and base boards are allowed and must be provided by the competitor if required and must adhere to the size limitations. The reverse of the back board **MUST** complement the theme and be neat and tidy.
4. A worktable will be provided close to the display area – approximately half a trestle table to be allocated per competitor.
5. Each exhibit will be displayed to their best advantage with the space allocation.
6. All exhibits must be the unaided work of the competitors and must be assembled during the time.
7. During the period of the competition, competitors must not communicate directly or indirectly with any person other than Judges or Stewards, under penalty of instant disqualification. No other person, other than the competitors, will be allowed in the competing area.
8. Competitors may use a battery-operated glue gun or any other form of adhesive. There will no mains power supply available
9. The measurement will be from the outside edges of the back board or base board (i.e. the thickness of the backboard will be included in the size restrictions). Any accessories or drapes used on the outside of the back board or base board will be included in the overall measurement of the exhibit and should be within the size restrictions. The external side of the back board will be taken into account for the attractiveness of the exhibit marks and so should be covered to compliment the overall exhibit.
10. Allowance of **one hour to include final checks and measurement of the exhibit.** Before leaving the competing area, competitors will be given a further 5 minutes to clear and tidy the work site
11. Competitors may unpack their equipment and plant material/flowers onto the worktable before the one-hour practical session commences.
12. Exhibits to be composed of natural material, with or without accessories. Competitors may use floral foam, this will not affect the marking. Alternative mechanics may also be used
13. Competitors may set up their Eco-friendly flower arranging support material/mechanics in position prior to the one-hour practical session if required.
14. Competitors are able to set up their display bay before the one-hour practical session commences.
15. **Competitors must wear white coats during the period of the competition. Club, County and Sponsor logos are permitted on either the front or the back of the coats.**

16. **NOTES:**

- **Competitors to note that all buckets will be checked by Stewards on arrival for prearranged foliage.**
- **Competitors must not bring photographs/diagrams of previously arranged Floral Exhibits into the competing arena. Any competitor found doing so may be disqualified.**
- A “Competitions Manual” is available from NAFAS Enterprises Ltd. www.nafas.org.uk
- ALL EXHIBITS WILL BE JUDGED STRICTLY IN ACCORDANCE WITH THE NAFAS COMPETITIONS MANUAL 2023. A “Competitions Manual” is available from www.nafas.org.uk to visit the NAFAS on-line shop.

17. NAFAS Definitions (*The National Association of Flower Arranging Societies of Great Britain*) From the NAFAS Competitions Manual (Fourth Edition 2023).

- **An EXHIBIT:**
 - Is composed of natural plant material in all its forms, contained within a space as specified in a show schedule.
 - Accessories need to go in front of backgrounds, bases, containers, drapes, exhibit titles and mechanics may always be included in an exhibit, unless otherwise stated.
 - More than one placement may always be included, unless otherwise stated.
 - In all exhibits natural plant material must predominate. Plant material must now predominate in all Still Life Exhibits

18. NATURAL PLANT MATERIAL

- Natural plant material is any vegetable matter.
- It includes fresh, dried, garden, wild, foliage, fungi, vegetables and seaweed or made-up plant material.
- It is acceptable to enhance plant material by the application of oil, milk, wax, leaf shine or other similar products.

19. ARTIFICIAL PLANT MATERIAL

- *Artificial plant material is realistic or fantasy plant-forms, made wholly or partly from non-plant material.* This includes, clay, glass, metal, plastic, plaster, polyester, shells, silk, wax, etc. This also includes fabric and ribbon made from a non-plant source, which is used as a substitute for natural plant material in an exhibit.
- *Artificial plant material **is not allowed** unless specifically included in a show schedule (see reasons for disqualification).*
- *Artificial plant material or artificial plant forms that are an integral part of a container, base, background or accessory are permitted.*
- **Artificial grass turf must not be used for any purpose including bases.**

20. An ACCESSORY

- *Anything other than natural plant material in an exhibit, such as, feathers, shapes (spheres, cones), shells, stones, wax candles*
- *The following are not accessories and may also be used unless prohibited by the show schedule: backgrounds, bases, containers holding plant material, drapes, exhibit titles and mechanics. These may be decorated in any way, but greater credit should be given for use of natural plant material where appropriate.*

21. REASONS FOR DISQUALIFICATION

- *Failure to comply with any specific requirements of a class as stated in a show schedule, i.e. the measurements or the components. (Just remember – it is better to aim to be 1xm or 1 inch smaller than the size allowed as the size sated is the MAXIMUM size).*
- *Inclusion of artificial plant material (unless specifically allowed by a show schedule)*
- *Inclusion of fresh plant material that does not have roots or the cut ends of stems in water or water retaining material. Exceptions: Air Plants, Cacti, Fruits, Grass Turf, Lichen, Moss, Succulents, Vegetables and long-lasting plant material which will remain turgid for the duration of a show. (Definition of turgid – the state of firmness of plant tissue resulting from adequate moisture, causing the plant cells to be fully expanded).*

22. NOT ACCORDING TO SCHEDULE DISQUALIFICATION: *the term used when an exhibit does not comply with the requirements of the schedule – see NAFAS reasons for disqualification above. At the HFYFC Round, the judge will write ‘Not according to schedule’ general rules deduction.*

Awards: The Havard Trophy, The Barbara Garlick Trophy, The Rally Shield

Information for Subsequent Rounds

Representation: The top two placed entries at the County Round will be requested to compete again in the Three Counties round on Saturday 13th June 2026, and the first placed entry to compete at the NFYFC Finals on Sunday 27th September 2026



NFU Mutual

HEREFORD | KINGTON | LEOMINSTER | ROSS-ON-WYE | WORMBRIDGE



Class 23A – NFYFC Junior Cookery

Time: 10:45am

Entries: Open to ONE (1) member per Club. Competitors to be 16 years of age or under on 1st September 2025 and 10 years or over on the day of the competition.

Marks:

Workmanship (Hygiene, Safety, Time Management & Practical Skills)	35
Finished dishes, suitability and variety	15
Taste	25
Overall display & interpretation of theme	15
Menu Card including recipe	10
Total	100

Rules:

1. Maximum time allowed **ONE HOUR**.
2. Each competitor will be required to prepare and display to the best advantage in a space not exceeding **680mm x 680mm**, a **DESSERT** for two people to the theme **A dish served at a Festival using the best of British Produce**. **COMPETITORS MUST PROMOTE LOCAL PRODUCE WITHIN THEIR DISPLAYS**
3. A "dish" is required to serve two people and may include more than one item, which form a total. Accessories to be kept to a minimum. There are no limitations on the contents of the display, although **Competitors must display a menu card and details of recipes**. Recipes must be available throughout the practical session.
4. Judges will place emphasis on marking displays that complement the dishes.
5. **NO Deep Fat Frying allowed**.
6. **Competitors must ensure each course involves a cooked element, prepared from raw ingredients, demonstrating cookery skills (it is advised that the combination of smoked salmon and cream cheese is not included)**.
7. Competitors are allowed to bring their own recipe/cookery books with them for reference (**the use of mobile phones will not be permitted**)
8. Competitors are allowed to use two (2) butane gas stoves, these must be provided by the competitor.
9. No other heat is allowed; this includes blow torches and similar equipment. Electricity is not available.
10. Competitors will be required to provide:
 - a. All equipment other than tables.
 - b. All ingredients (these may be brought to the competition already weighed out and vegetables ready washed).
11. Competitors must wear clean white coats during the competition.
12. The dish must be covered with cling film by the competitor as directed by the Judge.



The Gas stoves must be Butane, similar to the one pictured.

Please Note:

- A. Check the stove's condition before each use, if the gas canister seal looks damaged, or if the stove or gas canister is extremely rusty and deteriorated, it must not be used.
- B. Ensure all competitors are familiar with the operating instructions for the stove and are confident at igniting it, regulating the flame and turning the stove off.

- C. Check the pan support and spill tray – on some models these must be turned over after removal from the carry case to the correct cooking position.
- D. If the pan support is upside down and the burner is used, heat can be transferred onto the aerosol type butane canister in the body of the stove and after a time, the canister can burst causing a violent fire.
- E. Ensure that the correct type of gas canister for the appliance is used and that it is correctly fitted (in the right place and in the right way).
- F. When fitting the butane canister, do not force the gas canister retaining lever into position as this can damage the mechanical linkage and the safety pressure relief device.
- G. If there is a problem with the retaining lever, check that the pan support and spill tray and the butane gas canister has been correctly fitted.
- H. If there is still a problem with the lever or if there are further problems or concerns, do not attempt to ignite the stove.
- I. If anyone smells or hears gas leaking from the stove before attempting to light it, **don't use it & inform an official.**
- J. If any gas is leaking, ensure that it is being dispersed in free air well away from any sparks or other sources of ignition.

Awards: The Domestic Science Cup, The Havard Trophy, The Junior Challenge Cup, The Rally Shield

Information for Subsequent Rounds

Representation: The top two placed entries at the County Round will be requested to compete again in the Three Counties round on Saturday 13th June 2026, and the first placed entry as part of the county team at the NFYFC Finals on Saturday 26th September 2026



NFU Mutual

HEREFORD | KINGTON | LEOMINSTER | ROSS-ON-WYE | WORMBRIDGE



Class 23B – NFYFC Intermediate Cookery

Time: 1:15pm

Entries: Open to ONE (1) member per Club. Competitors to be 21 years of age or under on 1st September 2025 and 10 years or over on the day of the competition.

Marks:

Workmanship (Hygiene, Safety, Time Management & Practical Skills)	35
Finished dishes, suitability and variety	15
Taste	25
Overall display & interpretation of theme	15
Menu Card including recipe	10
Total	100

Rules:

1. Maximum time allowed **ONE HOUR**.
2. Each competitor will be required to prepare and display to the best advantage in a space not exceeding **680mm x 680mm**, a **STARTER** for two people to the theme **A dish served at a Festival using the best of British Produce**. **COMPETITORS MUST PROMOTE LOCAL PRODUCE WITHIN THEIR DISPLAYS**
3. A "dish" is required to serve two people and may include more than one item, which form a total. Accessories to be kept to a minimum. There are no limitations on the contents of the display, although **Competitors must display a menu card and details of recipes**. Recipes must be available throughout the practical session.
4. Judges will place emphasis on marking displays that complement the dishes.
5. **NO Deep Fat Frying allowed**.
6. **Competitors must ensure each course involves a cooked element, prepared from raw ingredients, demonstrating cookery skills (it is advised that the combination of smoked salmon and cream cheese is not included)**.
7. Competitors are allowed to bring their own recipe/cookery books with them for reference (**the use of mobile phones will not be permitted**)
8. Competitors are allowed to use two (2) butane gas stoves, these must be provided by the competitor.
9. No other heat is allowed; this includes blow torches and similar equipment. Electricity is not available.
10. Competitors will be required to provide:
 - a. All equipment other than tables
 - b. All ingredients (these may be brought to the competition already weighed out and vegetables ready washed).
11. Competitors must wear clean white coats during the competition.
12. The dish must be covered with cling film by the competitor as directed by the Judge.



The Gas stoves must be Butane, similar to the one pictured.

Please Note:

- A. Check the stove's condition before each use, if the gas canister seal looks damaged, or if the stove or gas canister is extremely rusty and deteriorated, it must not be used.
- B. Ensure all competitors are familiar with the operating instructions for the stove and are confident at igniting it, regulating the flame and turning the stove off.

- C. Check the pan support and spill tray – on some models these must be turned over after removal from the carry case to the correct cooking position.
- D. If the pan support is upside down and the burner is used, heat can be transferred onto the aerosol type butane canister in the body of the stove and after a time, the canister can burst causing a violent fire.
- E. Ensure that the correct type of gas canister for the appliance is used and that it is correctly fitted (in the right place and in the right way).
- F. When fitting the butane canister, do not force the gas canister retaining lever into position as this can damage the mechanical linkage and the safety pressure relief device.
- G. If there is a problem with the retaining lever, check that the pan support and spill tray and the butane gas canister has been correctly fitted.
- H. If there is still a problem with the lever or if there are further problems or concerns, do not attempt to ignite the stove.
- I. If anyone smells or hears gas leaking from the stove before attempting to light it, **don't use it & inform an official.**
- J. If any gas is leaking, ensure that it is being dispersed in free air well away from any sparks or other sources of ignition.

Awards: The Domestic Science Cup, The Havard Trophy, The Rally Shield

Information for Subsequent Rounds

Representation: The top two placed entries at the County Round will be requested to compete again in the Three Counties round on Saturday 13th June 2026, and the first placed entry as part of the county team at the NFYFC Finals on Saturday 26th September 2026

**PLEASE NOTE ANYONE COMPETING IN TUG OF WAR WILL NOT BE ABLE TO
COMPETE IN ANY COMPETITIONS STARTING AT OR AFTER 1.15PM OR
COMPETITIONS THAT WILL RUN PAST 1.15PM**

Class 23C – NFYFC Senior Cookery

Time: 12 noon

Entries: Open to ONE (1) member per Club. Competitors to be 28 years of age or under on 1st September 2025 and 10 years or over on the day of the competition.

Marks:

Workmanship (Hygiene, Safety, Time Management & Practical Skills)	35
Finished dishes, suitability and variety	15
Taste	25
Overall display & interpretation of theme	15
Menu Card including recipe	10
Total	100

Rules:

1. Maximum time allowed **ONE HOUR**.
2. Each competitor will be required to prepare and display to the best advantage in a space not exceeding **680mm x 680mm**, a **MAIN** for two people to the theme **A dish served at a Festival using the best of British Produce**. **COMPETITORS MUST PROMOTE LOCAL PRODUCE WITHIN THEIR DISPLAYS**
3. A "dish" is required to serve two people and may include more than one item, which form a total. Accessories to be kept to a minimum. There are no limitations on the contents of the display, although **Competitors must display a menu card and details of recipes**. Recipes must be available throughout the practical session.
4. Judges will place emphasis on marking displays that complement the dishes.
5. **NO Deep Fat Frying allowed**.
6. **Competitors must ensure each course involves a cooked element, prepared from raw ingredients, demonstrating cookery skills (it is advised that the combination of smoked salmon and cream cheese is not included)**.
7. Competitors are allowed to bring their own recipe/cookery books with them for reference (**the use of mobile phones will not be permitted**)
8. Competitors are allowed to use two (2) butane gas stoves, these must be provided by the competitor.
9. No other heat is allowed; this includes blow torches and similar equipment. Electricity is not available.
10. Competitors will be required to provide:
 - a. All equipment other than tables
 - b. All ingredients (these may be brought to the competition already weighed out and vegetables ready washed).
11. Competitors must wear clean white coats during the competition.
12. The dish must be covered with cling film by the competitor as directed by the Judge.



The Gas stoves must be Butane, similar to the one pictured.

Please Note:

- A. Check the stove's condition before each use, if the gas canister seal looks damaged, or if the stove or gas canister is extremely rusty and deteriorated, it must not be used.

- B. Ensure all competitors are familiar with the operating instructions for the stove and are confident at igniting it, regulating the flame and turning the stove off.
- C. Check the pan support and spill tray – on some models these must be turned over after removal from the carry case to the correct cooking position.
- D. If the pan support is upside down and the burner is used, heat can be transferred onto the aerosol type butane canister in the body of the stove and after a time, the canister can burst causing a violent fire.
- E. Ensure that the correct type of gas canister for the appliance is used and that it is correctly fitted (in the right place and in the right way).
- F. When fitting the butane canister, do not force the gas canister retaining lever into position as this can damage the mechanical linkage and the safety pressure relief device.
- G. If there is a problem with the retaining lever, check that the pan support and spill tray and the butane gas canister has been correctly fitted.
- H. If there is still a problem with the lever or if there are further problems or concerns, do not attempt to ignite the stove.
- I. If anyone smells or hears gas leaking from the stove before attempting to light it, **don't use it & inform an official.**
- J. If any gas is leaking, ensure that it is being dispersed in free air well away from any sparks or other sources of ignition.

Awards: The Domestic Science Cup, The Havard Trophy, The Rally Shield

Information for Subsequent Rounds

Representation: The top two placed entries at the County Round will be requested to compete again in the Three Counties round on Saturday 13th June 2026, and the first placed entry as part of the county team at the NFYFC Finals on Saturday 26th September 2026



NFU Mutual

HEREFORD | KINGTON | LEOMINSTER | ROSS-ON-WYE | WORMBRIDGE



Class 24 – Ready Steady Cook

Time: 9.30am

Entries: Open to ONE (1) team per Club. A team shall consist of TWO (2) members aged 28 years of age or under on 1st September 2025 and 10 years or over on the day of the competition.

Marks:

Workmanship (Hygiene, Safety, Time Management & Practical Skills)	25
Execution of recipe provided	25
Taste and use of mystery ingredients.	25
Teamwork	25
Total	100

Rules:

1. Maximum time allowed **ONE HOUR**
2. Each team will be required to prepare and display in a space not exceeding **680mm x 680mm**, a **DISH** for two people the recipe of which will be provided on the day. A list of ingredients and utensils will be sent to the competitors the week before the competition. Some mystery ingredients will be provided on the day, these ingredients may not be included within the recipe and the team will need to incorporate them into their dish. .
3. The competitors must supply all ingredients as per the ingredient list sent to competitors the week before the competition.
4. **NO Deep Fat Frying Allowed.**
5. Competitors are allowed to use two (2) butane gas stoves, these must be provided by the competitor.
6. No other heat is allowed; this includes blow torches and similar equipment. Electricity is not available.
7. Competitors will be required to provide:
 - a. All equipment other than tables
 - b. All ingredients (these may be brought to the competition already weighed out and vegetables ready washed).
8. Competitors must wear clean white coats during the competition.
9. The dish must be covered with cling film by the competitor as directed by the Judge.



The Gas stoves must be Butane, similar to the one pictured.

Please Note:

- A. Check the stove's condition before each use, if the gas canister seal looks damaged, or if the stove or gas canister is extremely rusty and deteriorated, it must not be used.
- B. Ensure all competitors are familiar with the operating instructions for the stove and are confident at igniting it, regulating the flame and turning the stove off.
- C. Check the pan support and spill tray – on some models these must be turned over after removal from the carry case to the correct cooking position.
- D. If the pan support is upside down and the burner is used, heat can be transferred onto the aerosol type butane canister in the body of the stove and after a time, the canister can burst causing a violent fire.
- E. Ensure that the correct type of gas canister for the appliance is used and that it is correctly fitted (in the right place and in the right way).

- F. When fitting the butane canister, do not force the gas canister retaining lever into position as this can damage the mechanical linkage and the safety pressure relief device.
- G. If there is a problem with the retaining lever, check that the pan support and spill tray and the butane gas canister has been correctly fitted.
- H. If there is still a problem with the lever or if there are further problems or concerns, do not attempt to ignite the stove.
- I. If anyone smells or hears gas leaking from the stove before attempting to light it, **don't use it & inform an official.**
- J. If any gas is leaking, ensure that it is being dispersed in free air well away from any sparks or other sources of ignition.

Awards: The Domestic Science Cup, The Havard Trophy, The Rally Shield

Information for Subsequent Rounds

Representation: The top two placed entries at the County Round will be requested to compete again in the Three Counties round on Saturday 13th June 2026



NFU Mutual



Class 25A - Junior Cake Decorating

Time: 12.30pm

Entries: Open to ONE (1) member per Club. Competitors to be 16 years of age or under on 1st September 2025 and 10 years or over on the day of the competition.

Marks:

Decoration	20
Craftsmanship (E.g. skill in piping)	40
Originality and Creativity	10
Suitability of design and relevance to the theme	10
Overall Presentation and Finish	20
Total	100

Rules:

1. Maximum time allowed **ONE HOUR**.
2. Each competitor is required to decorate a cake (or dummy), which has been covered with **FONDANT ICING** prior to the competition (with no other decoration added), to the theme of '**Winter Sports**'.
3. The size of the cake board must not exceed **14"** (at its widest point) and can be of any shape. **NOTE: boards sold as 14" will measure more at their diagonal.** Competitors are strongly advised to check their boards.
4. Decorative work may include royal icing, handmade piped or modelled sugar craft flowers, run outs and ribbons. Non-edible items to be used with discretion.
5. The cake **must not** exceed two tiers. For the purpose of the competition a tier refers to the number of individual cakes of decreasing size stacked on top of each other. An individual cake or individual tier can be made up of a number of layers sandwiched together to create an individual cake.
6. Competitors are reminded the cake must be suitable for a family audience.
7. Judges will give credit for skill and techniques of decorations used.
8. Judges may require competitors to make samples of decorations used.
9. Royal icing may be made prior to the competition.
10. Competitors will be required to bring all their own equipment and ingredients, including hot water. Icing may be brought ready mixed.
11. Competitors must wear clean white coats during the competition.

Awards: The Domestic Science Cup, The Junior Challenge Cup, The Rally Shield

Information for Subsequent Rounds

Representation: The top two placed entries at the County Round will be requested to compete again in the Three Counties round on Sunday 14th June 2026

Class 25B – Intermediate Cake Decorating

Time: 11am

Entries: Open to ONE (1) member per Club. Competitors to be 21 years of age or under on 1st September 2025 and 10 years or over on the day of the competition.

Marks:

Decoration	20
Craftsmanship (E.g. skill in piping)	40
Originality and Creativity	10
Suitability of design and relevance to the theme	10
Overall Presentation and Finish	20
Total	100

Rules:

1. Maximum time allowed **ONE HOUR**.
2. Each competitor is required to decorate a cake (or dummy), which has been covered with **FONDANT ICING** prior to the competition (with no other decoration added), to the theme of '**Water Sports**'.
3. The size of the cake board must not exceed **14"** (at its widest point) and can be of any shape. **NOTE: boards sold as 14" will measure more at their diagonal.** Competitors are strongly advised to check their boards.
4. Decorative work may include royal icing, handmade piped or modelled sugar craft flowers, run outs and ribbons. Non-edible items to be used with discretion.
5. The cake must not exceed two tiers. For the purpose of the competition a tier refers to the number of individual cakes of decreasing size stacked on top of each other. An individual cake or individual tier can be made up of a number of layers sandwiched together to create an individual cake.
6. Competitors are reminded the cake must be suitable for a family audience.
7. Judges will give credit for skill and techniques of decorations used.
8. Judges may require competitors to make samples of decorations used.
9. Royal icing may be made prior to the competition.
10. Competitors will be required to bring all their own equipment and ingredients, including hot water. Icing may be brought ready mixed.
11. Competitors must wear clean white coats during the competition.

Awards: The Domestic Science Cup, The Rally Shield

Information for Subsequent Rounds

Representation: The top two placed entries at the County Round will be requested to compete again in the Three Counties round on Sunday 14th June 2026

Class 25C – Senior Cake Decorating

Time: 9.30am

Entries: Open to ONE (1) member per Club. Competitors to be 28 years of age or under on 1st September 2025 and 10 years or over on the day of the competition.

Marks:

Decoration	20
Craftsmanship (E.g. skill in piping)	40
Originality and Creativity	10
Suitability of design and relevance to the theme	10
Overall Presentation and Finish	20
Total	100

Rules:

1. Maximum time allowed **ONE HOUR**.
2. Each competitor is required to decorate a cake (or dummy), which has been covered with **FONDANT ICING** prior to the competition (with no other decoration added), to the theme of **‘Pub Sports’**
3. The size of the cake board must not exceed **14"** (at its widest point) and can be of any shape. **NOTE: boards sold as 14" will measure more at their diagonal.** Competitors are strongly advised to check their boards, as they may not have been measured at their County Rally/Show.
4. Decorative work may include royal icing, handmade piped or modelled sugar craft flowers, run outs and ribbons. Non-edible items to be used with discretion.
5. The cake must have at least two tiers. For the purpose of the competition a tier refers to the number of individual cakes of decreasing size stacked on top of each other. An individual cake or individual tier can be made up of a number of layers sandwiched together to create an individual cake.
6. Competitors are reminded the cake must be suitable for a family audience.
7. Judges will give credit for skill and techniques of decorations used.
8. Judges may require competitors to make samples of decorations used.
9. Royal icing may be made prior to the competition.
10. Competitors will be required to bring all their own equipment and ingredients, including hot water. Icing may be brought ready mixed.
11. Competitors must wear clean white coats during the competition.

Awards: The Domestic Science Cup, The Rally Shield

Information for Subsequent Rounds

Representation: The top two placed entries at the County Round will be requested to compete again in the Three Counties round on Sunday 14th June 2026

Class 26 - Haka

Time: 11.30am

Entries: Open to up to ONE (1) team per club. A team shall consist of a minimum of FOUR (4) and a maximum of EIGHT (8) competitors 28 years of age or under on 1st September 2025 and 10 years or over on the day of the competition

Marks:

Costumes	20
Choreography	25
Synchronisation & Teamwork	20
Energy/power/Expression	20
Overall impact	15
Total per team	100

Rules:

1. Teams to perform a dance routine to the theme '**Haka**'. Competitors are expected to put on a powerful and engaging performance that reflects the cultural meaning and spirit of the Haka.
2. All teams will be judged on their costumes, entertainment and relevance to theme. **All entertainments MUST BE suitable for a family audience.**
3. Time allowed - will be **TWO minutes minimum** and **FIVE MINUTES** maximum.
4. Time penalties of one mark per thirty seconds or part thereof above or below this time. This does not include setting and dismantling of stage.
5. Each team may use music or perform unaccompanied. If music is used, each team will need to provide their own equipment and music on a phone.
6. Please also make sure your track is downloaded to a phone or device and you do not 'stream' the track (4G coverage cannot be guaranteed and will result us in not being able to play your track)
7. A staged area of 6m x 6m and 2.5m high and set approximately 1 - 2 foot off the ground will be provided for the display. No lifting of competitors is allowed.
8. Teams are reminded to respect the origins and traditions of the Haka in their performance. No face paint is permitted.

Awards: The Rally Shield, The Margaret Ayrton Challenge Trophy.

Information for Subsequent Rounds

Representation: The top 2 placed entries at the County Round will be requested to compete again at the Three Counties Show on Saturday 13th June 2026

Class 27 – Mascot Dance Off

Time: 12.30pm

Entries: Open to up to ONE (1) team per club. A team shall consist of one member 28 years of age or under on 1st September 2025.

Marks:

Costume/Mascot Presentation	20
Creativity & Originality	25
Choreography & Use of Stage	20
Energy, Enthusiasm & Audience Engagement	20
Overall Impact	15
Total	100

Rules:

1. Each competitor to perform a dance routine to the theme '**Mascot Dance Off**'
2. Competitors are expected to dress as a sports mascot and put on a fun, creative and entertaining performance that showcases the personality and character of their mascot.
3. Each team may use music or perform unaccompanied. If music is used, it must be supplied by the member.
4. Please also make sure your track is downloaded to a phone or device and you do not 'stream' the track (4G coverage cannot be guaranteed and will result us in not being able to play your track)
5. Time allowed will be TWO MINUTES minimum and FIVE MINUTES maximum. Time penalties of one mark per thirty seconds or part thereof above or below this time. This does not include setting and dismantling of the stage.
6. Teams are encouraged to focus on audience engagement, humour, and energy while maintaining a family-friendly performance.

Awards: The Rally Shield, The Margaret Ayrton Challenge Trophy.

Information for Subsequent Rounds

Representation: The top 2 placed entries at the County Round will be requested to compete again at the Three Counties Show on Saturday 13th June.

Class 28 – Cheerleading

Time: 1.30pm

Entries: Open to up to ONE (1) team per club. A team shall consist of a minimum of THREE (3) and a maximum of SIX (6) competitors 28 years of age or under on 1st September 2025 and 10 years or over on the day of the competition

Marks:

Costumes	20
Choreography	25
Teamwork	20
Music Choice & Relevance to Theme	15
Stage Presence	20
Total per team	100

Rules:

1. Teams to perform a dance routine to the theme '**Cheerleading**'.
2. Competitors are expected to put on a routine and overall show on the stage.
3. All teams will be judged on their costumes, performance and music relevance to theme.
4. Each team will need to provide music on a phone (adapters for standard iPhone and android phones will be provided)
5. Please also make sure your track is downloaded to a phone or device and you do not 'stream' the track (4G coverage cannot be guaranteed and will result us in not being able to play your track)
6. Time allowed will be **TWO MINUTES minimum** and **FIVE MINUTES maximum**. Time penalties of one mark per thirty seconds or part thereof above or below this time. This does not include setting and dismantling of stage.
7. A staged area of 6m x 6m and 2.5m high and set approximately 1 - 2 foot off the ground will be provided for the display. No lifting of competitors is allowed.

Awards: The Rally Shield, The Margaret Ayrton Challenge Trophy.

Information for Subsequent Rounds

Representation: The top 2 placed entries at the County Round will be requested to compete again at the Three Counties Show on Sunday 14th June 2026

PLEASE NOTE ANYONE COMPETING IN TUG OF WAR WILL NOT BE ABLE TO COMPETE IN ANY COMPETITIONS STARTING AT OR AFTER 1.15PM OR COMPETITIONS THAT WILL RUN PAST 1.15PM



NFU Mutual

HEREFORD | KINGTON | LEOMINSTER | ROSS-ON-WYE | WORMBRIDGE



Class 29 – Sports Ceremony Performance

Time: 3pm

Entries: Open to up to ONE (1) team per club. A team shall consist of a minimum of THREE (3) and a maximum of SIX (6) competitors 28 years of age or under on 1st September 2025 and 10 years or over on the day of the competition

Marks:

Costumes	20
Creativity & Originality	25
Choreography & Use of Stage	20
Energy, Enthusiasm & Audience Engagement	20
Overall Impact	15
Total	100

Rules:

1. The team is required to perform a Ceremony Performance which is suitable for a family audience. This could consist of singing, dancing or entertainment that you would see in a stadium at a sports event ceremony or half time show.
2. A staged area of 6m x 6m and 2.5m high and set approximately 1 - 2 foot off the ground will be provided for the display.
3. Each team will need to provide music on a phone (adapters for standard iPhone and android phones will be provided)
4. Please also make sure your track is downloaded to a phone or device and you do not 'stream' the track (3G coverage cannot be guaranteed and will result us in not being able to play your track)
5. Time allowed will be **TWO MINUTES minimum** and **FIVE MINUTES maximum**. Time penalties of one mark per thirty seconds or part thereof above this time. This does not include setting and dismantling of stage.

Awards: The Rally Shield, The Margaret Ayrton Challenge Trophy.

Information for Subsequent Rounds

Representation: The top FOUR top placed entries at the County Round will be requested to compete again at the Three Counties Show on either Saturday 13th June or Sunday 14th June 2026. Please note that the Competitions at the Three Counties Show will be 'Closing Ceremony Performance' and 'Half Time Show'

PLEASE NOTE ANYONE COMPETING IN TUG OF WAR WILL NOT BE ABLE TO COMPETE IN ANY COMPETITIONS STARTING AT OR AFTER 1.15PM OR COMPETITIONS THAT WILL RUN PAST 1.15PM

Class 30A - Sheep Shearing – Intermediate

Time: 11.30am

Entries: Open to TWO (2) members per Club. Competitors to be 21 years of age or under on 1st September 2025 and 16 years or over on the day of the competition.

Marks:

Maximum 100 marks per competitor. To be calculated by deducting penalty points from 100.

Rules:

1. Without assistance, each Shearer must:
 - a. Collect each sheep from within the pen. Start and stop their machine (after each sheep). Penalty of 1 whole point per offence
 - b. Shear their Sheep
 - c. Put each shorn sheep away properly
2. Competitors will be required to hold the Blue Seal Certificate of Competence and will be required to show it when booking in for this competition. **Blue Seal Certificate must be submitted to the County Office before 9pm on Monday 11th May 2026 or the competitor will NOT be allowed to compete.**
3. A minimum of 2 and a maximum of 5 sheep are to be shorn in each competition. The number of sheep to be shorn may be altered at the discretion of the Chief Steward.
4. Competitors will be allowed 20 minutes each to catch and shear. Competitors taking more than the time allowed will be penalized at a rate of 1 mark for every 30 seconds or part thereof taken over time. Competitors will be required to wrap their wool after the allocated time.
5. The Chief Shearing Steward may stop any competitor who shows signs of difficulty or incompetence.
6. The draw for individual pen numbers will be held prior to the competition.
7. A draw for heats and stands will be made before the start of each competition.
8. Competitors may ask for any sheep considered to be sub-standard to be rejected before the heats commence. The Chief Shearing Steward's decision shall be final.
9. Competitors must wear suitable clothing and footwear. The Chief Shearing Steward will administer this ruling at all times.
10. Competitors will be allowed to take two loaded handpieces on to the boards and no time will be allowed for stoppages caused by either handpiece or the competitor's own sheep escaping. If any stoppages occur through faults in the machine or down-tube, or through other competitors' sheep escaping, a time allowance will be made or a re-run given, at the Chief Shearing Steward's discretion.
11. No competitor will be allowed in his or her pen except in the presence of a Judge and with the consent of the Chief Shearing Steward.
12. Each competitor may be allowed one person in his or her pen to act as second. The second may only assist the competitor by holding the sheep with all four feet on the ground but must not switch the machine on or off.
13. Competitors will wait on the boards with one hand on the closed door for the word "GO". Each competitor will be separately timed from the word "GO" until he has switched off his machine after shearing his last sheep.
14. Each competitor's board penalties will be calculated by dividing the total number of Judges' strokes by sheep shorn.
15. Each competitor's pen penalties will be calculated by dividing the average Judges' strokes by sheep shorn.
16. The following penalties should be applied by judges, a judge must consult with the referee before giving whole points.
 - a) A penalty of 1 whole point per offence for plucking – before and after shearing.
 - b) Socks left on when required off – two penalty strokes per sock
 - c) Seconds (helpers) assisting with switching machine on or off – one whole point per offence.



NFU Mutual

HEREFORD | KINGTON | LEOMINSTER | ROSS-ON-WYE | WORMBRIDGE



d) Pen Referee must be consulted and a competitor will be penalised by the addition of five whole points per offence added to their calculated pens score if they:

- Cut a teat and impair the breeding ability of a ewe.
- Severely cut any sheep to the extent that it requires surgical attention. (Referee may require a minor cut to be stitched without imposing the above penalty)

e) Pen Referee must be consulted and a competitor will be penalised by the addition of ten whole points per offence added to their calculated pen score if they:

- Cut a hamstring
- Cut into or through the centre of a pizzle (a pizzle graze may not necessarily incur a full penalty)

f) Pen Referee will decide and write a full point penalty in a circle on pen card and initial it.

g) Pen Referee must be consulted and adjudicate on cuts into the flesh or muscle (not serious enough to be full penalty of 5 whole points) where a competitor will be penalised by five whole penalty strokes plus the cut.

h) Allowing sheep to escape - 2 whole points per offence

i) Rough handling of sheep – five whole points per offence

j) One penalty stroke for not breaking the neck wool on full wool fleeces.

k) One penalty stroke per side for obvious belly wool or brisket frib not removed when shearing belly or for obvious fleece wool removed with belly.

l) One penalty stroke for not throwing belly wool clear.

m) One penalty stroke for wool thrown interfering with another competitor

n) Two penalty strokes for first hind leg wool broken out deliberately by competitor on full wool sheep.

o) Three penalty strokes for using handpiece or blades to cut open neck wool unless a ruling allowing this is made by the Chief Referee.

p) Five penalty strokes if a shorn sheep on release breaks up fleece or carries fleece wool out porthole.

q) The board referee is to advise scorers of any whole point penalty.

r) Shearer's not remaining on the stand until everyone has finished – five whole points.

17. The Chief Shearing Steward, in consultation with any Judge, has the right to disqualify any competitor whose work or conduct on the boards is detrimental to the good reputation of competition shearing.

18. The Chief Shearing Steward's ruling on any matter not covered by these rules shall be final.

19. Any spare sheep will be shorn by competitors after the competition.

Awards: The Billy Rudge Memorial Trophy, The Steve Kirby Memorial Cup, The Rally Shield

Information for subsequent rounds

Representation: The TWO (2) highest placed competitors will be requested to represent the County in the Intermediate Sheep Shearing competitions at the Three Counties Show on Saturday 13th June 2026

Class 30B - Sheep Shearing – Senior

Time: 11.30am

Entries: Open to TWO (2) members per Club. Competitors to be 28 years of age or under on 1st September 2025 and 16 years or over on the day of the competition.

Marks:

Maximum 100 marks per competitor. To be calculated by deducting penalty points from 100.

Rules:

1. Without assistance, each Shearer must:
 - a. Collect each sheep from within the pen. Start and stop their machine (after each sheep). Penalty of 1 whole point per offence
 - b. Shear their Sheep
 - c. Put each shorn sheep away properly
2. Competitors will be required to hold the Blue Seal Certificate of Competence and will be required to show it when booking in for this competition. **Blue Seal Certificate must be submitted to the County Office before 9pm on Monday 11th May 2026 or the competitor will NOT be allowed to compete.**
3. A minimum of 2 and a maximum of 5 sheep are to be shorn in each competition. The number of sheep to be shorn may be altered at the discretion of the Chief Steward.
4. Competitors will be allowed 15 minutes each to catch and shear. Competitors taking more than the time allowed will be penalized at a rate of 1 mark for every 30 seconds or part thereof taken over time. Competitors will be required to wrap their wool after the allocated time.
5. The Chief Shearing Steward may stop any competitor who shows signs of difficulty or incompetence.
6. The draw for individual pen numbers will be held prior to the competition.
7. A draw for heats and stands will be made before the start of each competition.
8. Competitors may ask for any sheep considered to be sub-standard to be rejected before the heats commence. The Chief Shearing Steward's decision shall be final.
9. Competitors must wear suitable clothing and footwear. The Chief Shearing Steward will administer this ruling at all times.
10. Competitors will be allowed to take two loaded handpieces on to the boards and no time will be allowed for stoppages caused by either handpiece or the competitor's own sheep escaping. If any stoppages occur through faults in the machine or down-tube, or through other competitors' sheep escaping, a time allowance will be made or a re-run given, at the Chief Shearing Steward's discretion.
11. No competitor will be allowed in his or her pen except in the presence of a Judge and with the consent of the Chief Shearing Steward.
12. Each competitor may be allowed one person in his or her pen to act as second. The second may only assist the competitor by holding the sheep with all four feet on the ground but must not switch the machine on or off.
13. Competitors will wait on the boards with one hand on the closed door for the word "GO". Each competitor will be separately timed from the word "GO" until he has switched off his machine after shearing his last sheep.
14. Each competitor's board penalties will be calculated by dividing the total number of Judges' strokes by sheep shorn.
15. Each competitor's pen penalties will be calculated by dividing the average Judges' strokes by sheep shorn.
16. The following penalties should be applied by judges, a judge must consult with the referee before giving whole points.
 - a) A penalty of 1 whole point per offence for plucking – before and after shearing.
 - b) Socks left on when required off – two penalty strokes per sock
 - c) Seconds (helpers) assisting with switching machine on or off – one whole point per offence.

d) Pen Referee must be consulted and a competitor will be penalised by the addition of five whole points per offence added to their calculated pens score if they:

- Cut a teat and impair the breeding ability of a ewe.
- Severely cut any sheep to the extent that it requires surgical attention. (Referee may require a minor cut to be stitched without imposing the above penalty)

e) Pen Referee must be consulted and a competitor will be penalised by the addition of ten whole points per offence added to their calculated pen score if they:

- Cut a hamstring
- Cut into or through the centre of a pizzle (a pizzle graze may not necessarily incur a full penalty)

f) Pen Referee will decide and write a full point penalty in a circle on pen card and initial it.

g) Pen Referee must be consulted and adjudicate on cuts into the flesh or muscle (not serious enough to be full penalty of 5 whole points) where a competitor will be penalised by five whole penalty strokes plus the cut.

h) Allowing sheep to escape - 2 whole points per offence

i) Rough handling of sheep – five whole points per offence

j) One penalty stroke for not breaking the neck wool on full wool fleeces.

k) One penalty stroke per side for obvious belly wool or brisket frib not removed when shearing belly or for obvious fleece wool removed with belly.

l) One penalty stroke for not throwing belly wool clear.

m) One penalty stroke for wool thrown interfering with another competitor

n) Two penalty strokes for first hind leg wool broken out deliberately by competitor on full wool sheep.

o) Three penalty strokes for using handpiece or blades to cut open neck wool unless a ruling allowing this is made by the Chief Referee.

p) Five penalty strokes if a shorn sheep on release breaks up fleece or carries fleece wool out porthole.

q) The board referee is to advise scorers of any whole point penalty.

r) Shearer's not remaining on the stand until everyone has finished – five whole points.

17. The Chief Shearing Steward, in consultation with any Judge, has the right to disqualify any competitor whose work or conduct on the boards is detrimental to the good reputation of competition shearing.

18. The Chief Shearing Steward's ruling on any matter not covered by these rules shall be final.

19. Any spare sheep will be shorn by competitors after the competition.

Awards: The H J Skyrme Cup, The Steve Kirby Memorial Cup, The Rally Shield.

Information for subsequent rounds

Representation: The TWO (2) highest placed competitors will be requested to represent the County in the Senior Sheep Shearing competitions at the Three Counties Show on Saturday 13th June 2026

Class 31 – Woodwork

Time: 9.45am

Entries: Open to up to ONE (1) team per club. A team shall consist of TWO (2) members 28 years of age or under on 1st September 2025 and 10 years or over on the day of the competition

Marks:

Design	60
Construction	80
Finish and aesthetics	40
Time management	10
Work area safety & tidiness	10
Total	200

Rules:

1. Each team are to create in the allotted time an item complimenting the theme '**Garden Games**' within the specified time.
2. Time allowed: 2hrs maximum.
3. Competitors that are over the allotted time will be penalised by the deduction of 1 mark for every 1 minute or part thereof over time, up to an additional 15minutes.
4. In this time the competitors **MUST** produce a product in a finished state.
5. No maximum size. The game must be safe, durable and suitable for public use.
6. The maximum footprint for the game should be 2m x 2m with no maximum height.
7. **Each team are to supply their own wood.**
8. **Teams to provide all required fixings and tools to complete.**
9. No work or marking out to be done beforehand.
10. Teams to supply their own tools. Battery and rechargeable electric power tools will be allowed but **must be operated by a club member over the age of 18. Chainsaws, nail-guns and circular saw are NOT allowed (including battery powered versions of these).** Stewards will stop any competitor from continuing if they feel the use of tools is deemed unsafe. No power supply will be provided.
11. Teams must wear suitable personal protective clothing (PPE).
12. Teams must provide a ground sheet for their work area and will be responsible for clearing up when they have finished construction. Teams that are unable to provide a groundsheet will not be able to compete and will be disqualified.
13. No names of clubs or counties to be marked on any exhibits.
14. Teams are responsible for removing the finished item at the end of the day.

Awards: The Newhampton Challenge Cup, The Rally Shield

Information for Subsequent Rounds

Representation: The top 2 placed teams at the County Round will be requested to compete again in the Three Counties round on Friday 12th June. **PLEASE NOTE THAT THE COMPETITION IS STAGED AT THE NEXT ROUND**

Class 32 – Obstacle Course

Time: 10am

Entries: Open to up to ONE (1) team per club. A team shall consist of THREE (3) members 28 years of age or under on 1st September 2025 and 10 years or over on the day of the competition

Marks:

The following scale of marks will be observed for the Gladiator costume:

Gladiator costume	40
-------------------	----

The following scale of marks will be observed for the race:

First placed team	60
Second placed team	50
Third placed team	40
Forth placed team	30
Fifth placed team	20
Sixth placed team & below	10

Rules:

1. Each team will be required to complete a **'Obstacle Course to the theme Gladiators'**.
2. The course will be laid out by the judge and must be completed by all competitors.
3. All competitors to dress to the theme Gladiators (the TV Show). Competitors should dress suitably for a family audience.
4. This competition will take place on a grassed area.

Awards: The Mark Davies (Fatboy) Trophy, The Rally Shield

Information for subsequent rounds

Representation: The top 2 placed teams at the County Round will be requested to compete again in the Three Counties round on Saturday 13th June 2026

Class 33 – Bobsleigh Soap Box Race

Time: 12.30pm

Entries: Open to up to ONE (1) team per club. A team shall consist of THREE (3) members 28 years of age or under on 1st September 2025 and 10 years or over on the day of the competition

Rules:

1. Each team will be required to race a “**Soapbox to the theme - Bobsleigh**”, which is to be made by the competitors beforehand. The Soapbox is to be decorated to the theme
2. A minimum of two members will race the Soapbox around a designated obstacle course, whilst a minimum of one member remains in the Soapbox. This member must wear a safety helmet and suitable protective equipment. This competition will take place on a grassed area.
3. All team members must be dressed in **costumes** in accordance with the theme.
4. The Soapbox must be capable of carrying at least one person.
5. Any Soapbox deemed unsafe by the judge/Chief Steward will not be allowed to race.
6. The time taken for teams to complete the course will be recorded in case of a tie break situation.
7. The following scale of marks will be observed for the race:

First placed team	30
Second placed team	25
Third placed team	20
Forth placed team	15
Fifth placed team	10
Sixth placed team & below	5

8. The following scale of marking will be observed:

Theme	15
Dress	15
Build	40
Race points (Maximum)	30
Total	100

9. Use of the Soapbox around the rally site will not be permitted.

Awards: The Mark Davies (Fatboy) Trophy, The Rally Shield

Information for subsequent rounds

Representation: The top 2 placed teams at the County Round will be requested to compete again in the Three Counties round on Saturday 13th June 2026

Class 34 – Question of Sport

Time: 12.30pm

Entries: Open to up to ONE (1) team per club. A team shall consist of one member 21 years of age or under on 1st September 2025 and one 28 member years of age or under on 1st September 2025.

Marks:

First placed team	100
Second placed team	90
Third placed team	80
Forth placed team	70
Fifth placed team	60
Sixth placed team & below	50

Rules:

1. Teams will be given a quiz of sporting trivia. They must complete the quiz in a set amount of time.
2. All materials will be supplied.

Awards: The Mark Davies (Fatboy) Trophy, The Rally Shield

Information for subsequent rounds

Representation: The top 2 placed teams at the County Round will be requested to compete again in the Three Counties round on Saturday 13th June 2026

Class 35 - Chairman's Challenge

Time: 1:30pm

Entries: Open to up to ONE (1) team per club. A team shall consist of one member 21 years of age or under on 1st September 2025 and two 28 members years of age or under on 1st September 2025.

Marks:

First placed team	100
Second placed team	90
Third placed team	80
Fourth placed team	70
Fifth placed team	60
Sixth placed team & below	50

Rules:

1. Competitors will be required to perform a task set by the **HFYFC County Chairman** on the day of the competition.
2. All materials required will be supplied.
3. Competitors should be aware that the competition could take any form: this may involve getting dirty or wet. Competitors should bring a change of clothes if they wish.

Awards: The Mark Davies (Fatboy) Trophy, The Rally Shield

Information for subsequent rounds

Representation: The top 2 placed teams at the County Round will be requested to compete again in the Three Counties round on Sunday 14th June 2026

PLEASE NOTE ANYONE COMPETING IN TUG OF WAR WILL NOT BE ABLE TO COMPETE IN ANY COMPETITIONS STARTING AT OR AFTER 1.15PM OR COMPETITIONS THAT WILL RUN PAST 1.15PM

Class 36 – Football World Cup Flag Face Painting

Time: 1.45pm

Entries: Open to up to ONE (1) team per club. A team shall consist of TWO (2) members 28 years of age or under on 1st September 2025 and 10 years or over on the day of the competition

Marks:

Idea/Originality	20
Accuracy/Detailing	30
Overall Appearance	40
Catwalk	10
Total	100

Rules:

1. One competitor shall face paint the other teammate to the theme '**Football World Cup Flag**'
2. On the day, each team will pick a picture of a country at random from a hat. A design of that country's football world cup flag must be recreated in the face paint.
3. Teams are to supply all materials except tables and chairs which will be provided.
4. Teams will have a maximum of 30 minutes to complete their face painting
5. At the conclusion of the time limit, all face painted competitors will be asked to model their finished designs in a catwalk style show
6. Competitors should ensure that the paint used is safe for their skin.

Awards: The Mark Davies (Fatboy) Trophy, The Rally Shield

Information for subsequent rounds

Representation: The top 2 placed teams at the County Round will be requested to compete again in the Three Counties round on Saturday 13th June 2026

PLEASE NOTE ANYONE COMPETING IN TUG OF WAR WILL NOT BE ABLE TO COMPETE IN ANY COMPETITIONS STARTING AT OR AFTER 1.15PM OR COMPETITIONS THAT WILL RUN PAST 1.15PM

Class 37 – Junior Challenge

Time: 11.00am

Entries: Open to up to ONE (1) team per club. A team shall consist of TWO (2) members 16 years of age or under on 1st September 2025 and 10 years or over on the day of the competition

Marks:

First placed team	100
Second placed team	90
Third placed team	80
Forth placed team	70
Fifth placed team	60
Sixth placed team & below	50

Rules:

1. Competitors will be required to perform a task set by the judge on the day of the competition.
2. All materials will be supplied.
3. Competitors should be aware that the competition could take any form: this may involve getting dirty or wet. Competitors should bring a change of clothes if they wish.

Awards: The Mark Davies (Fatboy) Trophy, The Rally Shield

Information for subsequent rounds

Representation: The top 2 placed teams at the County Round will be requested to compete again in the Three Counties round on Sunday 14th June 2026

Class 38 - Tug of War – Mixed Juniors

Time: Scales open at 12-1.30pm. First pull will be at 2.15 prompt

Entries: A team shall consist of between 7 and 10 pulling members male or female who must be between the ages of 12 years of age and over & 17 years of age and under on 1st September 2025.

This means competitors MUST have attained their 12th birthday on 1st September 2025 and may be 18 on the day of the competition.

Please note: On rally day, members are only allowed to pull and compete in one age or gender category.

Rules:

1. ELIGIBILITY

Note the weighing in procedure and weight bonus overleaf for the inclusion of female pullers. There is no limit on the number of males or number of females in the team (may be all male, all female or any combination of male and female).

Coaches and Trainers – Only one Coach is permitted with each team during pulling. Only one Trainer or “WaterCarrier” is permitted with each team. During pulling the Trainer shall take up position well clear of both teams and is not permitted to address any remark to them during actual pulling. Neither the Coach nor Trainer need comply with other rules of eligibility.

2. WEIGHING-IN PROCEDURE AND WEIGHT LIMITS

The members of the team will be weighed as one and will not exceed: 560kg, GENSB rules.

'Lining up women in the team will give a bonus of 10 kg for each on the weight allowance, limited to a maximum team weight of 600 kg'

The competitors will be stamped or marked on a limb in a position easily seen by the Judge, but not easily erased by the rope or competitors clothing.

At weigh-in all team members must have their boots available for inspection by the judges.

3. PULLING

Each team shall pull a match of 2 ends against every other team in the league with points awarded as follows:

3 points to the winners in a straight pull (two straight pulls)

Nil points to the losers in a straight pull

1 point to each team winning 1 pull each

If there is one league; the top 4 teams on points shall enter the semi-final competition as follows: 1st v 4th; 2nd v 3rd

If there are two leagues; the top 2 teams on points from each league shall enter the semi-final competition as follows: League one winner v League two runner up League two winner v League one runner up

The losers of the semi-finals shall pull off for 3rd and 4th places before the winners of the semi-finals pull off for 1st and 2nd places.

The semi-finals, 3rd/4th pull off and the final matches shall be won by two (2) pulls out of three (3).

If teams are drawing on points at the end of the league; they shall be ranked using the following system:

Results of matches (between the teams drawing on points).

Matches won (most matches won).
Cautions (least number throughout pulling).
Team weight (lowest team weight at weigh in).
Coin toss or draw.

4. SUBSTITUTION

After a team has pulled the first end of the first match, the team is able to use a substitution. A substitute may replace any one puller for the duration of the competition (Age restriction of team still applies). After the substitution has taken place, no other such changes may occur. Substitution may be used for tactical reasons or due to injury.

The substitute must have been signed in with the team at weigh in and have been stamped with a mark. **All substitutes must have been members of the county at the time of the County Final**; and produced their current, signed Membership Card, with suitable photograph, or a fine of £20 will be imposed for nonproduction.

At the time of substitution; both, the puller to be replaced and the substitute, must report in full pulling outfit, (shirts, shorts, stockings and footwear) to the Chief Judge/Chief Steward who may designate an official to deal with the substitutes. A small (bathroom type) scale must be available at the pulling area, (in a suitable place, on solid surface), to determine the weight difference between the two pullers. The substitute puller must be of equal weight or less than the puller he/she replaces. Directly after the change, the Chief Judge or designated official shall cancel the stamp or marking of the replaced puller, and indicate a similar marking on the substitute, with an indelible marker. This change shall then be recorded.

5. BOOTS AND SHOES – Competitors’ boots must not be “faked” in any way, i.e. THE SOLE HEEL AND SIDE OF THE HEEL SHALL BE PERFECTLY FLUSH – THIS MEANS THE SOLES MUST BE SMOOTH. No metal toecaps or metal toe-plates are permitted. Metal heel tips that are flush on the side and the bottom of the heel are permitted – this means that tips on the bottom of the heel must be smooth. If teams do not adhere to this they will be disqualified. See example below:

6. ROPE - The rope shall not be less than 4” and not more than 5” in circumference (10 cm minimum, 12½ cm maximum) without knots or other holding for the hands and the minimum length not less than 35 yards (32 metres).

7. ROPE MARKINGS - Five tapes or markings shall be affixed to the rope as follows: -

- i) A red tape or marking at the centre of the rope, which will be level with the ground mark at the start of every pull.
- ii) Two white tapes or markings each 4 metres either side of the red centre tape or marking
- iii) Two blue tapes or markings each 5 metres either side of the red centre tape or marking. The first puller in each team shall grip the rope within 30 cm of these outer blue tapes or markings.

iii)
The white and two outer coloured markings shall be capable of easy adjustment by the Judge in the event of the rope shrinking or stretching.

8. GROUND MARKINGS - One line shall be marked on the ground at right angles to where the centre of the rope will be at the start of the competitions.

9. KNOTS OR LOOPS - No knots or loops may be made in the rope nor may it be locked across any part of the body by any member of a team. Crossing the rope over itself constitutes a loop.

10. LOCKS - From the start the rope shall be taut. Every pulling member shall hold the rope with both hands by the ordinary grip and the rope shall pass under the armpit. Any other hold, which prevents the free movement of the rope, is a lock and is an infringement of the Rules.

11. ANCHOR-MAN’S GRIP

- i) Upon taking up position the anchor-man will place the rope around his/her body in the approved manner for the inspection of the Judge or his assistant.
- ii) The approved manner will be:
The rope will pass under one armpit diagonally across the back and over the opposite shoulder from rear to front. The remaining rope shall pass in a backward and outward direction and the slack shall run free. He/she shall grip the standing part of the rope with both arms extended forward.

12. THE START - When the Judge has received the sign from the two coaches that all is ready, he shall give the teams the following verbal commands:

- **'Pick up the Rope'** - at the same time extending his arms forward and horizontally. The rope shall be held as defined in paragraphs 16 and 17, the feet being flat on the ground.
- **'Take the Strain'** - at the same time raising both hands above the head (sufficient strain shall be put on the rope to ensure that it is taut and each man may establish one foothold with the heel or side of the boot of the extended foot) - and when the rope is steady with the centre mark over the centre line on the ground - **PULL** - at the same time flinging both arms downwards.

13. LEAVING GO OF THE ROPE - In the event of both teams leaving go the rope before a side tape has been pulled over the side ground farthest from it, **'No Pull'** shall be declared and the pull shall not constitute on the requisite on that heat.

14. WINNING A PULL - A 'Pull' shall be won when one of the side markings on the rope is pulled over the centre line.

15. FINISH A PULL - The finish of a pull shall be signalled by the Judge blowing a whistle and pointing in the direction of the team winning the Pull.

16. THE JUDGE - There shall be one Judge who shall have sole control with power to appoint assistants. He shall be responsible for the Rules of the Competition being adhered to. He has the power to: grant reasonable rest periods between pulls and a minimum of six minutes rest to each team between rounds of any competition. To award 'No Pull' in the event of both teams being guilty of infringement (in such cases the pull will be re-taken immediately with no rest period or welfare to competitors being permitted) and to disqualify a team or teams after caution, or disqualify without caution for any offence against the Rules. In the event of a team being disqualified the pull will be awarded to the opposite side.

NOTE A team will be deemed guilty of any infringement even though only one member offends. Should it be necessary to caution a team for any infringement of the Rules, the Judge shall, in addition to naming the team and calling 'first caution' or 'last caution' also signal such caution by raising his arm to the horizontal position and pointing in the direction of the offenders. Only two official cautions shall be given during any one pull. Any team guilty of any offence meriting a caution after already having received two official cautions in any one pull will be disqualified.

17. INFRINGEMENT DURING CONTESTS

- **Sitting** - deliberately sitting on the ground, or failure to return immediately to the pulling position.
- **Leaning** - touching the ground with any part of the body other than the feet.
- **Locking the Rope** - no knots or loops shall be made in the rope, nor shall it be locked across any part of the body or any member of the team. Crossing the rope over itself constitutes a loop.
- **Grip** - any grip other than the ordinary grip as described above.
- **Propping** - holding the rope in a position where it does not pass between the body and the upper part of the arm.
- **Position** - sitting on a foot or limb or the feet not extended forward of the knee.
- **Climbing the rope** - passing the rope through the hands

- **Rowing** - repeatedly sitting on the ground whilst the feet are moved backwards.
- **Anchor Man's Grip** - any grip other than described in above.
- **Footholds** - making indents in the ground in any way before the command "Take the Strain" is given. Thus, cleaning the ground by foot or hand is prohibited.

18. BEHAVIOUR - There shall be no conduct by word or act likely to bring the sport into disrepute. No member of a team, i.e. coach, trainer or puller, may address any remark to the Judge whilst pulling is in progress.

The use of water, for any purpose, is prohibited within the immediate vicinity of the rope. The function of the trainer is to attend to the requirements of the team before, between, and after pulls; he must not speak to his team during a pull. Assistant Judges shall at all times act under the direction of the Judge and shall be responsible to him for inspection of competitors' footwear, checking the ground and rope markings, the laying out of the rope before a competition and its re-alignment after each pull. During actual pulling, each Assistant Judge shall be in a position alongside the competing teams on the opposite side of the rope to the Judge. An Assistant Judge shall not address any remark to the coach or any member of the team unless he is signalled to do so by the Judge. In the event of the Judge signals a caution, the Assistant Judge shall inform the offenders, naming the team and adding 'first caution' or 'last caution'. Any instructions of the Judge conveyed by the Assistant Judge to a team must be clear and brief.

Awards: The Sports Cup.

Information for subsequent rounds

Representation The top 2 placed teams at the County Round will be requested to compete again in the Three Counties round on Sunday 14th June 2026

**PLEASE NOTE ANYONE COMPETING IN TUG OF WAR WILL NOT BE ABLE TO
COMPETE IN ANY COMPETITIONS STARTING AT OR AFTER 1.15PM OR
COMPETITIONS THAT WILL RUN PAST 1.15PM**

Class 39 – Ladies Tug of War

Time: Scales open at 12-1.30pm. First pull will be at 2.15 prompt

Entries: A team shall consist of EIGHT (8) pulling competitors, No more than TWO (2) members of a team may be between the ages of 15 and under 17 years on 1st September 2025 and the remainder of the team MUST be between 17 years and 28 years of age or under on 1st September 2025.

Please not: On rally day, members are only allowed to pull and compete in one age or gender category.

One Coach is permitted with each team during pulling. Only one Trainer or “Water-Carrier” is permitted with each team. During pulling the Trainer shall take up position well clear of both teams and is not permitted to address any remark to them during actual pulling. Neither the Coach nor Trainer need comply with other rules of eligibility.

Up to 2 clubs may join together to form a team

Rules:

1. Weighing-In Procedure and Weight Limits
 - a. The Ladies team will be weighed as one and will not exceed 560kg.
 - b. The competitors will be stamped or marked on a limb in a position easily seen by the Judge, but not easily erased by the rope or competitors clothing.
 - c. At weigh in all team members must have their boots available for inspection by the judges.
2. Substitution
 - a. After a team has pulled the first end of the first match, the team is able to use a substitution. A substitute may replace any one puller for the remainder of the competition (age restriction of team still applies). Substitution may be used for tactical reasons or due to injury.
 - b. Any potential substitutes must (unless otherwise instructed by competition organisers) have been signed in and had their membership card checked prior to pulling in the competition.
 - c. At the time of substitution; both, the puller to be replaced and the substitute must report in full pulling outfit, (shirts, shorts, stockings and footwear) to the Chief Judge/Chief Steward who may designate an official to deal with the substitutes. A small (bathroom type)scale must be available at the pulling area (in a suitable place, on solid surface), to determine the weight difference between the two pullers. The substitute puller must be of equal weight or less than the puller he/she replaces. Directly after the change, the Chief Judge or designated official shall cancel the stamp or marking of the replaced puller, and indicate a similar marking on the substitute, with an indelible marker. This change shall then be recorded.
 - d. Once weighed in, the team weight allowance cannot be improved upon through substitution i.e. increasing the number of females on the team. Any weight bonus must be removed accordingly if the number of females has decreased below the original bonus threshold of the team. Eg. Team = 5 males & 4 females = 600kg (560kg + 40kg bonus). A female puller of 70kg is substituted for a male. The male must weigh 60kg or less (Both in full pulling gear) because the resultant bonus has decreased.
3. Draw and Byes
 - a. Dependent on the number of entries, a league system may be required. This will be decided by the Chief Judge and Chief Steward on the day. There shall be no more than 7 teams in one league.
4. Pulling
 - a. Each team shall pull a match of 2 ends against every other team in the league with points awarded as follows:

Winners in a straight pull (two straight ends)	3 points
Losers in a straight pull	0 (nil) points
Teams winning one end each	1 point each
 - b. Winning a Pull – a ‘pull’ shall be won when one of the side markings on the rope is pulled over the centre line.
 - c. Leaving go of the Rope – in the event of both teams leaving go the rope before a side tape has been pulled over the side ground farthest from it, ‘No Pull’ shall be declared and the pull shall not constitute on the requisite on that heat.
 - d. If teams are drawing on points at the end of the league; they shall be ranked using the following system until differentiation:

- i. Results of matches (between the teams drawing on points).
 - ii. Matches won (most matches won).
 - iii. Cautions (least number throughout pulling).
 - iv. Team weight (lowest team weight at weigh in).
 - v. Coin toss or draw
- e. If there is one league; the top 4 teams on points shall enter the semi-final competition as follows: 1st v 4th then 2nd v 3rd.
 - f. If there are two leagues; the top 2 teams on points from each league shall enter the semi-final competition as follows: League one winner v League two runner up; League two winner v League one runner up
 - g. The losers of the semi-finals shall pull off for 3rd and 4th places before the winners of the semi-finals pull off for 1st and 2nd places.
 - h. The semi-finals, 3rd/4th pull off and the final matches shall be won by two ends out of three.
5. Boots & Shoes - Competitors' boots must not be "faked" in any way, i.e. THE SOLE HEEL AND SIDE OF THE HEEL SHALL BE PERFECTLY FLUSH – THIS MEANS THE SOLES MUST BE SMOOTH. No metal toecaps or metal toe-plates are permitted. Metal heel tips that are flush on the side and the bottom of the heel are permitted. Refer to attached 'Tug of War Boot Guidelines 2017-18' Document.
 6. Rope – the rope shall not be less than 4" and not more than 5" in circumference (10cm minimum, 12½cm maximum) without knots or other holding for the hands and the minimum length not less than 35 metres.
 7. Rope Markings – five tapes or markings shall be affixed to the rope as follows:
 - a. A red tape or marking at the centre of the rope which will be level with the ground mark at the start of every pull.
 - b. Two white tapes or markings each 4 metres either side of the red centre tape or marking.
 - c. Two blue tapes or markings each 5 metres either side of the red centre tape or marking.
 - d. The first puller in each team shall grip the rope within 30 cm of these outer blue tapes or markings.
 - e. The white and two outer coloured markings shall be capable of easy adjustment by the Judge in the event of the rope shrinking or stretching.
 8. Ground Markings – one line shall be marked on the ground at right angles to where the centre of the rope will be at the start of the competitions.
 9. Knots or Loops – no knots or loops may be made in the rope nor may it be locked across any part of the body by any member of a team. Crossing the rope over itself constitutes a loop.
 10. Locks – from the start the rope shall be taut. Every pulling member shall hold the rope with both hands by the ordinary grip and the rope shall pass under the armpit. Any other hold, which prevents the free movement of the rope, is a lock and is an infringement of the Rules.
 11. Anchor-Man's Grip – upon taking up position the anchor man will place the rope around his/her body in the approved manner. I.e. The rope will pass under one armpit, diagonally across the back and over the opposite shoulder from rear to front. The remaining rope shall pass in a backward and outward direction and the slack shall run free. He/she shall grip the standing part of the rope with both arms extended forward.
 12. The Start – when the Judge has received the sign from the two coaches that all is ready, he shall give the teams the following verbal commands:
 - a. 'Pick up the Rope' - at the same time extending his arms forward and horizontally. The rope shall be held as defined in paragraphs 16 and 17 of the Tug of War Association handbook, the feet being flat on the ground.
 - b. 'Take the Strain' - at the same time raising both hands above the head (sufficient strain shall be put on the rope to ensure that it is taut and each man may establish one foothold with the heel or side of the boot of the extended foot) - the rope must be steady with the centre mark over the centre line on the ground.
 - c. 'Pull' – at the same time flinging both arms downwards. Simultaneously both teams should commence.
 13. Finishing a Pull – the finish of a pull shall be signalled by the Judge blowing a whistle and pointing in the direction of the team winning the Pull.
 14. The Judge – there shall be one Judge who shall have sole control with power to appoint assistants. They shall be responsible for the Rules of the Competition being adhered to. They have the power to: grant reasonable rest periods between pulls and a minimum of six minutes rest to each team between rounds of any competition. To award 'No Pull' in the event of both teams being guilty of infringement (in such cases the pull will be re-taken immediately with no rest period or welfare to competitors being permitted) and to disqualify a team or teams after caution, or disqualify without caution for any offence against the Rules. In the event of a team being disqualified the pull will be awarded to the opposite side.
 15. Infringement During Contests – should it be necessary to caution a team for any infringement of the Rules, the Judge shall, in addition to naming the team and calling 'first caution' or 'last caution' also signal such caution by raising his arm to the horizontal position and pointing in the direction of the offenders. Only two official cautions

shall be given during any one pull. Any team guilty of any offence meriting a caution after already having received two official cautions in any one pull will be disqualified.

- a. Sitting – deliberately sitting on the ground, or failure to return immediately to the pulling position.
 - b. Leaning – touching the ground with any part of the body other than the feet.
 - c. Locking the Rope – no knots or loops shall be made in the rope, nor shall it be locked across any part of the body or any member of the team. Crossing the rope over itself constitutes a loop.
 - d. Grip – any grip other than the ordinary grip as described above.
 - e. Propping – holding the rope in a position where it does not pass between the body and the upper part of the arm.
 - f. Position – sitting on a foot or limb or the feet not extended forward of the knee.
 - g. Climbing the Rope – passing the rope through the hands
 - h. Anchor Man’s Grip – any grip other than described in above
 - i. Footholds – making indents in the ground in any way before the command “Take the Strain” is given. Thus cleaning the ground by foot or hand is prohibited.
16. Behaviour – there shall be no conduct by word or act likely to bring the sport into disrepute. No member of a team, i.e. coach, trainer or puller, may address any remark to the Judge whilst pulling is in progress. The use of water, for any purpose, is prohibited within the immediate vicinity of the rope. The function of the trainer is to attend to the requirements of the team before, between, and after pulls; he must not speak to his team during a pull. Assistant Judges shall at all times act under the direction of the Judge and shall be responsible to him for inspection of competitors’ footwear, checking the ground and rope markings, the laying out of the rope before a competition and its re-alignment after each pull. During actual pulling, each Assistant Judge shall be in a position alongside the competing teams on the opposite side of the rope to the Judge. An Assistant Judge shall not address any remark to the coach or any member of the team unless he is signalled to do so by the Judge. In the event of the Judge signals a caution, the Assistant Judge shall inform the offenders, naming the team and adding ‘first caution’ or ‘last caution’. Any instructions of the Judge conveyed by the Assistant Judge to a team must be clear and brief.

PLEASE NOTE: THERE WILL BE NO SHARING OF BOOTS BETWEEN CLUBS AND TEAMS

Awards: The Sports Cup.

Information for subsequent rounds

Representation The top 2 placed teams at the County Round will be requested to compete again in the Three Counties round on Sunday 14th June 2026

PLEASE NOTE ANYONE COMPETING IN TUG OF WAR WILL NOT BE ABLE TO COMPETE IN ANY COMPETITIONS STARTING AT OR AFTER 1.15PM OR COMPETITIONS THAT WILL RUN PAST 1.15PM

Class 40 – Men’s Tug of War

Time: Scales open at 12-1.30pm. First pull will be at 2.15 prompt

Entries: A team shall consist of EIGHT (8) pulling competitors, No more than TWO (2) members of a team may be between the ages of 15 and under 17 years on 1st September 2025 and the remainder of the team MUST be between 17 years and 28 years of age or under on 1st September 2025.

Please Note: On rally day, members are only allowed to pull and compete in one age or gender category.

One Coach is permitted with each team during pulling. Only one Trainer or “Water-Carrier” is permitted with each team. During pulling the Trainer shall take up position well clear of both teams and is not permitted to address any remark to them during actual pulling. Neither the Coach nor Trainer need comply with other rules of eligibility.

Up to 2 clubs may join together to form a team

Rules:

1. Weighing-In Procedure and Weight Limits
 - a. The Mens team will be weighed as one and will not exceed 680kg.
 - b. The competitors will be stamped or marked on a limb in a position easily seen by the Judge, but not easily erased by the rope or competitors clothing.
 - c. At weigh in all team members must have their boots available for inspection by the judges.
2. Substitution
 - a. After a team has pulled the first end of the first match, the team is able to use a substitution. A substitute may replace any one puller for the remainder of the competition (age restriction of team still applies). Substitution may be used for tactical reasons or due to injury.
 - b. Any potential substitutes must (unless otherwise instructed by competition organisers) have been signed in and had their membership card checked prior to pulling in the competition.
 - c. At the time of substitution; both, the puller to be replaced and the substitute must report in full pulling outfit, (shirts, shorts, stockings and footwear) to the Chief Judge/Chief Steward who may designate an official to deal with the substitutes. A small (bathroom type) scale must be available at the pulling area (in a suitable place, on solid surface), to determine the weight difference between the two pullers. The substitute puller must be of equal weight or less than the puller he/she replaces. Directly after the change, the Chief Judge or designated official shall cancel the stamp or marking of the replaced puller, and indicate a similar marking on the substitute, with an indelible marker. This change shall then be recorded.
 - d. Once weighed in, the team weight allowance cannot be improved upon through substitution i.e. increasing the number of females on the team. Any weight bonus must be removed accordingly if the number of females has decreased below the original bonus threshold of the team. E.g. Team = 5 males & 4 females = 600kg (560kg + 40kg bonus). A female puller of 70kg is substituted for a male. The male must weigh 60kg or less (Both in full pulling gear) because the resultant bonus has decreased.
3. Draw and Byes
 - a. Dependent on the number of entries, a league system may be required. This will be decided by the Chief Judge and Chief Steward on the day. There shall be no more than 7 teams in one league.
4. Pulling
 - a. Each team shall pull a match of 2 ends against every other team in the league with points awarded as follows:

Winners in a straight pull (two straight ends)	3 points
Losers in a straight pull	0 (nil) points
Teams winning one end each	1 point each
 - b. Winning a Pull – a ‘pull’ shall be won when one of the side markings on the rope is pulled over the centre line.
 - c. Leaving go of the Rope – in the event of both teams leaving go the rope before a side tape has been pulled over the side ground farthest from it, ‘No Pull’ shall be declared and the pull shall not constitute on the requisite on that heat.

- d. If teams are drawing on points at the end of the league; they shall be ranked using the following system until differentiation:
 - i. Results of matches (between the teams drawing on points).
 - ii. Matches won (most matches won).
 - iii. Cautions (least number throughout pulling).
 - iv. Team weight (lowest team weight at weigh in).
 - v. Coin toss or draw
- e. If there is one league; the top 4 teams on points shall enter the semi-final competition as follows: 1st v 4th then 2nd v 3rd.
- f. If there are two leagues; the top 2 teams on points from each league shall enter the semi-final competition as follows: League one winner v League two runner up; League two winner v League one runner up
- g. The losers of the semi-finals shall pull off for 3rd and 4th places before the winners of the semi-finals pull off for 1st and 2nd places.
- h. The semi-finals, 3rd/4th pull off and the final matches shall be won by two ends out of three.
5. Boots & Shoes - Competitors' boots must not be "faked" in any way, i.e. THE SOLE HEEL AND SIDE OF THE HEEL SHALL BE PERFECTLY FLUSH – THIS MEANS THE SOLES MUST BE SMOOTH. No metal toecaps or metal toe-plates are permitted. Metal heel tips that are flush on the side and the bottom of the heel are permitted. Refer to attached 'Tug of War Boot Guidelines 2017-18' Document.
6. Rope – the rope shall not be less than 4" and not more than 5" in circumference (10cm minimum, 12½cm maximum) without knots or other holding for the hands and the minimum length not less than 35 metres.
7. Rope Markings – five tapes or markings shall be affixed to the rope as follows:
 - a. A red tape or marking at the centre of the rope which will be level with the ground mark at the start of every pull.
 - b. Two white tapes or markings each 4 metres either side of the red centre tape or marking.
 - c. Two blue tapes or markings each 5 metres either side of the red centre tape or marking.
 - d. The first puller in each team shall grip the rope within 30 cm of these outer blue tapes or markings.
 - e. The white and two outer coloured markings shall be capable of easy adjustment by the Judge in the event of the rope shrinking or stretching.
8. Ground Markings – one line shall be marked on the ground at right angles to where the centre of the rope will be at the start of the competitions.
9. Knots or Loops – no knots or loops may be made in the rope nor may it be locked across any part of the body by any member of a team. Crossing the rope over itself constitutes a loop.
10. Locks – from the start the rope shall be taut. Every pulling member shall hold the rope with both hands by the ordinary grip and the rope shall pass under the armpit. Any other hold, which prevents the free movement of the rope, is a lock and is an infringement of the Rules.
11. Anchor-Man's Grip – upon taking up position the anchor man will place the rope around his/her body in the approved manner. I.e. The rope will pass under one armpit, diagonally across the back and over the opposite shoulder from rear to front. The remaining rope shall pass in a backward and outward direction and the slack shall run free. He/she shall grip the standing part of the rope with both arms extended forward.
12. The Start – when the Judge has received the sign from the two coaches that all is ready, he shall give the teams the following verbal commands:
 - a. 'Pick up the Rope' - at the same time extending his arms forward and horizontally. The rope shall be held as defined in paragraphs 16 and 17 of the Tug of War Association handbook, the feet being flat on the ground.
 - b. 'Take the Strain' - at the same time raising both hands above the head (sufficient strain shall be put on the rope to ensure that it is taut and each man may establish one foothold with the heel or side of the boot of the extended foot) - the rope must be steady with the centre mark over the centre line on the ground.
 - c. 'Pull' – at the same time flinging both arms downwards. Simultaneously both teams should commence.
13. Finishing a Pull – the finish of a pull shall be signalled by the Judge blowing a whistle and pointing in the direction of the team winning the Pull.
14. The Judge – there shall be one Judge who shall have sole control with power to appoint assistants. They shall be responsible for the Rules of the Competition being adhered to. They have the power to: grant reasonable rest periods between pulls and a minimum of six minutes rest to each team between rounds of any competition. To award 'No Pull' in the event of both teams being guilty of infringement (in such cases the pull will be re-taken immediately with no rest period or welfare to competitors being permitted) and to disqualify a team or teams after caution, or disqualify without caution for any offence against the Rules. In the event of a team being disqualified the pull will be awarded to the opposite side.

15. Infringement During Contests – should it be necessary to caution a team for any infringement of the Rules, the Judge shall, in addition to naming the team and calling ‘first caution’ or ‘last caution’ also signal such caution by raising his arm to the horizontal position and pointing in the direction of the offenders. Only two official cautions shall be given during any one pull. Any team guilty of any offence meriting a caution after already having received two official cautions in any one pull will be disqualified.
- a. Sitting – deliberately sitting on the ground, or failure to return immediately to the pulling position.
 - b. Leaning – touching the ground with any part of the body other than the feet.
 - c. Locking the Rope – no knots or loops shall be made in the rope, nor shall it be locked across any part of the body or any member of the team. Crossing the rope over itself constitutes a loop.
 - d. Grip – any grip other than the ordinary grip as described above.
 - e. Propping – holding the rope in a position where it does not pass between the body and the upper part of the arm.
 - f. Position – sitting on a foot or limb or the feet not extended forward of the knee.
 - g. Climbing the Rope – passing the rope through the hands
 - h. Anchor Man’s Grip – any grip other than described in above
 - i. Footholds – making indents in the ground in any way before the command “Take the Strain” is given. Thus cleaning the ground by foot or hand is prohibited.
16. Behaviour – there shall be no conduct by word or act likely to bring the sport into disrepute. No member of a team, i.e. coach, trainer or puller, may address any remark to the Judge whilst pulling is in progress. The use of water, for any purpose, is prohibited within the immediate vicinity of the rope. The function of the trainer is to attend to the requirements of the team before, between, and after pulls; he must not speak to his team during a pull. Assistant Judges shall at all times act under the direction of the Judge and shall be responsible to him for inspection of competitors’ footwear, checking the ground and rope markings, the laying out of the rope before a competition and its re-alignment after each pull. During actual pulling, each Assistant Judge shall be in a position alongside the competing teams on the opposite side of the rope to the Judge. An Assistant Judge shall not address any remark to the coach or any member of the team unless he is signalled to do so by the Judge. In the event of the Judge signals a caution, the Assistant Judge shall inform the offenders, naming the team and adding ‘first caution’ or ‘last caution’. Any instructions of the Judge conveyed by the Assistant Judge to a team must be clear and brief.

PLEASE NOTE: THERE WILL BE NO SHARING OF BOOTS BETWEEN CLUBS AND TEAMS

Awards: The Sports Cup.

Information for subsequent rounds

Representation The top 2 placed teams at the County Round will be requested to compete again in the Three Counties round on Sunday 14th June 2026

**PLEASE NOTE ANYONE COMPETING IN TUG OF WAR WILL NOT BE ABLE TO
COMPETE IN ANY COMPETITIONS STARTING AT OR AFTER 1.15PM OR
COMPETITIONS THAT WILL RUN PAST 1.15PM**

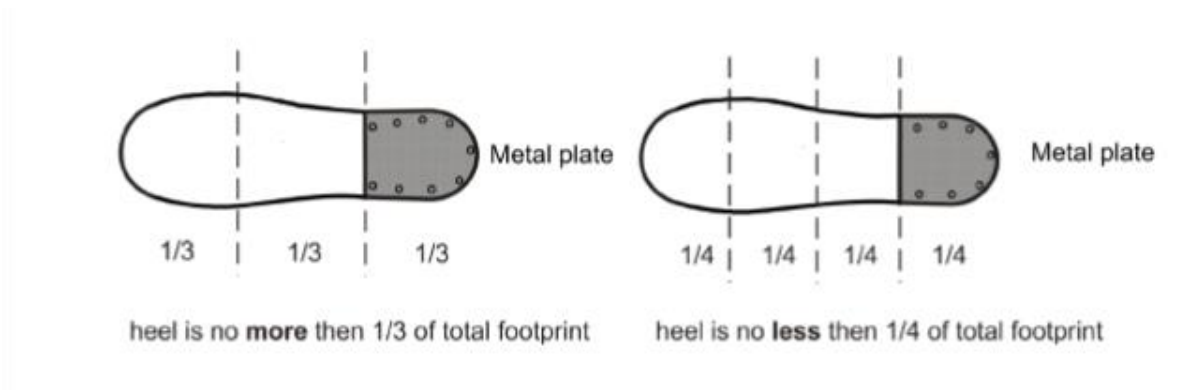
Tug of War Boots Guidelines

TWIF outdoor boot specifications

Heel: The heel shall be flush with the sole of the shoe – vertically down from the sole as seen from the back and side of the shoe. The front of the heel facing forward shall also be straight across, perpendicular to the sole and vertically down from the sole of the shoe.

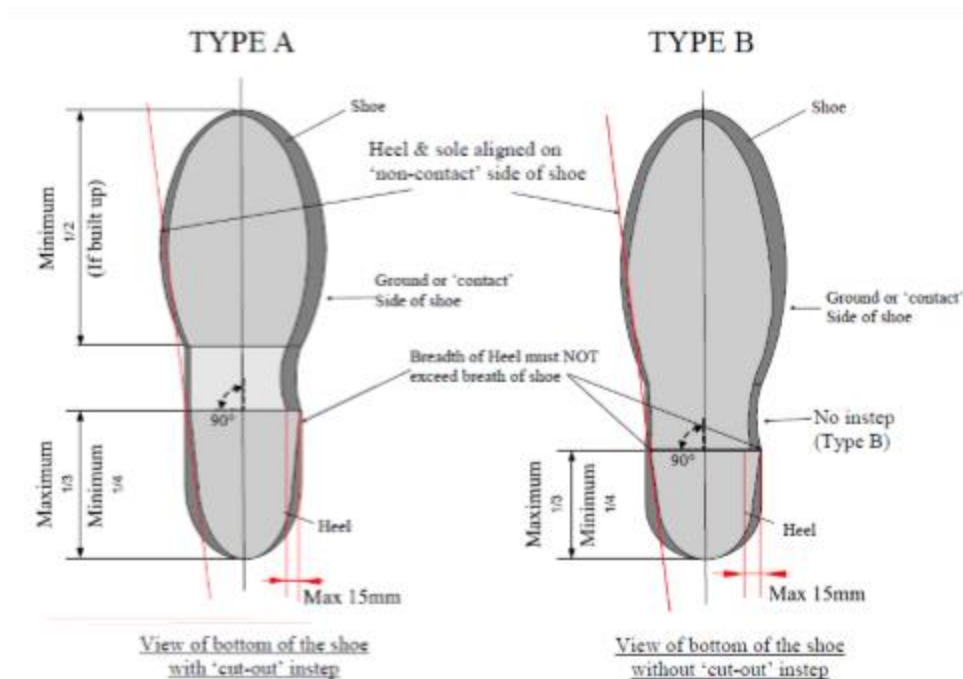
The side of the heel impacting with the ground – the “cutting edge” – can have a tapered edge towards the front of the heel with a maximum protrusion of 15mm to the outside of the heel as measured from the vertical line from the sole. The other side of the heel must be completely flush with the sole and may not have any protruding feature. **The breadth of the heel must not exceed the breadth of the shoe.**

The maximum height of the heel, including a metal plate with a maximum thickness of 6.5mm, may not be more than 35mm from the bottom of the shoe. The 35mm includes the thickness of the sole. The length of the heel may not be less than one quarter or more than one third of the length of the show. See illustration below.



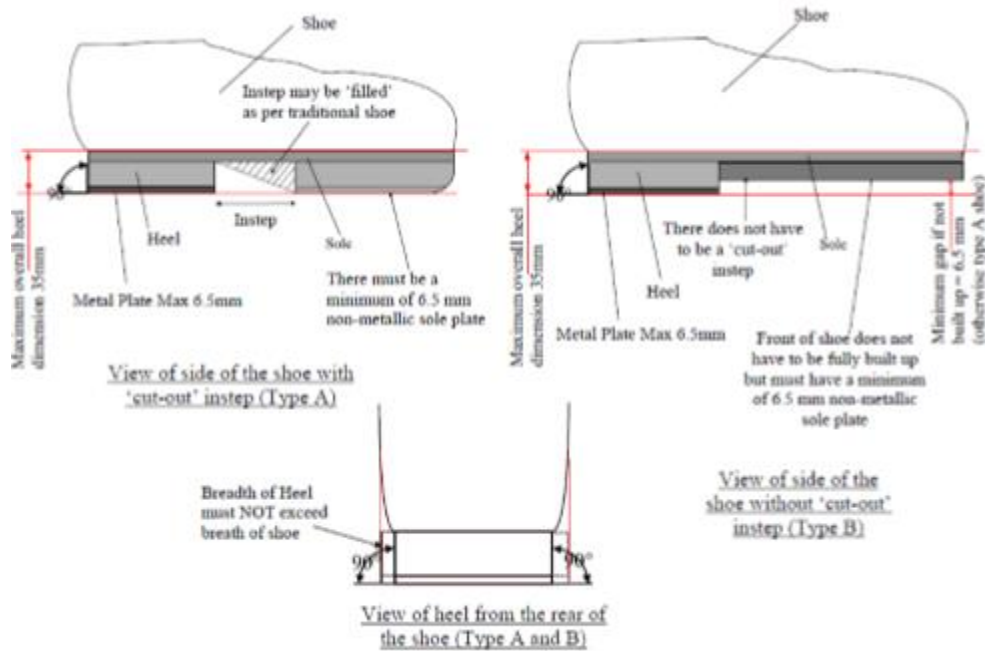
Sole Structure

The sole “structure” (which includes the structure of the heel) may be metal but the sole plate must not be metallic, the minimum thickness of the non-metallic plate is 6.5mm. See illustration below.



Front part of the shoe: can be built up or left as it is. If not built up, the sole can be higher than the heel when viewed on a flat surface. In this configuration, the sole must be a minimum of 6.5mm higher than the heel. If built up, the front part of

the shoe may not be less than half the total length of the shoe. The maximum height, including the sole may not be more than 35mm. The “sole plate” must not be metallic and be a minimum of 6.5mm. See illustration below. Readymade boots can be bought from a starting price of around £80 to £150 depending on build spec. Otherwise they can be made at home with relatively little equipment. 2 examples of inexpensive tug of war boots are given below:



1. Leather boots

Purchase a pair of army boots from an army surplus store. Grade 2 boots can be as little as £15. If you have the choice select boots with hard rubber soles rather than soft rubber.

Grind all the grips off the bottom of the boots (safely in a ventilated area using a vice and suitable personal protective equipment).

Get a steel plate no more than 6.5mm thick (take care that the overall heel depth (plate plus heel) will come to no more than 35mm). Draw around the heel on the plate and cut the heel plate out. Smooth the edges off.

Screw and fix the plates to the heel by 4 bolts threaded down from the inside of the boot into the steel plates.

- Take the boot insole out. Drill the holes the correct size for the thread down through the heel and mark the steel plate before drilling the 4 holes through the plate. Tap the thread in the plates so the bolts can screw down through the heel and through the plate. Grind the end of the bolts off so it is flush with the bottom of the plate.
- It is advisable to use washers on the inside of the heel to prevent the bolts being pulled through the heel. Also the use of a strong adhesive will assist a good bond. Replace the insole.

2. Roller Blade Boots

- Purchase a pair of roller blades, not too expensive, but comfortable (there are plenty second hand from online auction sites). Ideally the boots should have one clip at the top and laces down the boot. Make sure also that the wheel carriage is riveted on to the base of the boot and not moulded on.
- Unscrew the rollerblade fixings from the sole of the boot or carefully drill them out.
- Make a template of the sole of the boot.
- Use this template to mark a piece of 8 to 10mm thick black hard Nylon/Teflon/Trespa or similar hard product and cut out with a suitable tool.
- Screw this cut-out to the sole of the rollerblade boot. Screws should be fixed from inside the boot downwards into the nylon, and upward through the nylon into the sole, being careful with screw length so not to penetrate the inside of the boot - remember to remove any insoles before fixing.
- To create a heel, use 10mm Nylon/Teflon/Trespa or similar hard material. Make a template of the heel section, about 90mm long from the back of the boot.
- Cut the nylon heel piece to size and screw to the new nylon sole of the boot.
- Using the same heel template, mark and cut a piece of steel with a maximum thickness of 6.5 mm.
- Screw onto the heel of the boot.

Class 41 – Rally Clear Up

Time: Sunday 17th May 2026 from 9am.

REPRESENTATIVES MUST BE AT RALLY SITE BY 10.30AM TO GAIN POINTS.

Entries: Open to TWO (2) representatives per Club, who DO NOT need to be competing age members.

Marks:

Maximum Marks per representative	50
Total	100

Rules:

1. Each club can gain a maximum of 50 marks per representative sent (maximum of 100 points per club) by sending a representative to the rally site or other place, as specified by the Competitions Chairman.
2. A task list will be circulated to club secretaries and chairman prior to Rally Clear Up.
3. On arrival to site, it is the responsibility of the representative(s) to find the relevant competition steward and sign in. Following this the representative will need to complete their assigned task or tasks.
4. On completion of the task(s) the representative will be responsible for finding the steward and signing off.
5. The representative(s) will be judged on how well the tasks were completed.
6. The points will count towards the 2027 HFYFC County Rally.
7. **The following people are NOT eligible to gain points in this class – HFYFC President, HFYFC Vice-Presidents, County Administrator, County Treasurer, the Chairmen and Vice Chairmen of the following committees: Executive, Management, Competitions, Events, Training, Promotions, Catering and Rally Task Group.**

Awards: The Rally Shield for 2027.