


# HEREFORDSHIRE FEDERATION OF YOUNG FARMERS' CLUBS



## RALLY 2023-24

on

**Saturday 18<sup>th</sup> May 2024**

at

Gatley Farm, Hall Farm, Leominster, HR6 9TR

By Kind permission of

Mr Philip Dunne MP & The Oliver Family

## COMPETITION RULES

SCAN HERE FOR GENERAL RULES



## **IMPORTANT GUIDELINES**

Please read the below carefully and follow instructions clearly to avoid any mistakes or confusion.

a) Closing date for entries to be received at the County Office is:

**9PM ON MONDAY 22<sup>nd</sup> APRIL 2024. LATE ENTRIES WILL NOT BE ACCEPTED.**

We realize that some of the names on your form may change after this date. Providing the changes are notified to the competition steward this will cause no problem.

- b) All competing members must have a **VALID CURRENT MEMBERSHIP**, as defined under HFYFC General Rules.
- c) This booklet set is for the Club Secretary's reference. Club Secretary may wish to print off another set for passing on rules to the competing members, you may need to copy extra.
- d) One entry form is enclosed per Club. This is for completion and to be returned to the County Office by the deadline. You can also complete an online copy from email or the website. All rules and entry forms are emailed to Club Chairmen and Secretaries in advance and posted out if not collected from the Office by a Club Representative.
- e) Any trophies relating to this competition held by any Club member must be returned to the County Office by the above deadline date, along with the entry form.
- f) Please make sure all competitors are aware of the competition rules and times.
- g) **HELPING MEMBERS WITH ADDITIONAL PHYSICAL or LEARNING REQUIREMENTS.** HFYFC seeks the inclusion of the full membership in its endeavors. Should a member require assistance to compete at a County Final due to any additional physical or learning requirements, every effort shall be made to ensure inclusion of any member with dignity, respect and confidentiality. HFYFC requests prior knowledge of assistance required in order to maximize the benefit to the individual.

**Note: All Classes must be read in conjunction with the HFYFC General Rules and competitors should familiarise themselves with these rules prior to competing to avoid penalties, including entries not according to schedule.**

**Please note anyone competing in Tug of war will NOT be able to compete in ANY competitions scheduled to start after 1.15pm.**

SCAN HERE FOR GENERAL RULES



## HFYFC GENERAL RULES

### **These General Rules are to be adhered to for all HFYFC Competitions**

1. The competitions listed herein are open to members of Herefordshire Federation of Young Farmers' Clubs (HFYFC) holding a valid, current YFC membership. (Valid is classed as being fully processed and authorised and of the current year, a copy of the card can be a printed copy or electronic version shown on a device.)
2. Failure to produce a fully processed and authorised valid membership will mean that the member will be unable to compete in the competition.
3. Age ranges for competitions are as follows:
  - Senior – Open to members 28 years of age or under on 1<sup>st</sup> September 2023
  - Intermediate – Open to members 21 years of age or under on 1<sup>st</sup> September 2023
  - Junior – Open to members 16 years of age or under on 1<sup>st</sup> September 2023, and 10 years of age or over on the day of the competition.
4. Health and Safety requirements must be adhered to at all times
5. Competitors must act in accordance with HFYFC policies, where applicable.
6. No alcohol is to be consumed by competitors before or during the competitions. Any member judged to be under the influence of alcohol, or any other substance will not be permitted to continue with the competition and may be disqualified. Alcohol will also not be used or displayed in any competition (unless specified in the competition rules). Empty bottles can be used for display purposes only.
7. The use of mobile phones by competitors during competitions is prohibited.
8. A white coat must be worn where specified.
9. No competitor can enter the same competition in different age ranges.
10. All work must have been made by members in the last 12 months.
11. All work must be that of the competitor who has booked in, if the entry is being booked in by somebody else then the person booking it in must have a copy of the competitor's card.
12. The entry to a competition cannot have been entered into a previous HFYFC competition.
13. Club or County names must not be displayed on any part of entries or displays (unless otherwise stated in the specific competition rules) – *please be careful when using photographs including club tops.*
14. Where more than one entry per club is allowed in a competition, where applicable, only the points of the highest scoring entry will count towards the cups and trophies and overall results.
15. Competitors must arrive on time and report to the competition steward **before** the start time of the competition to book in with necessary equipment to complete the competition.
16. In the event of a conflict between the competition rules and the general rules, the competition rules will govern.
17. All staged items or exhibits must remain the responsibility of the competitor. Neither HFYFC nor the site host accepts any liability for loss, damage or theft of any item.
18. No staged items or exhibits can be removed before prize giving, at penalty of disqualification.
19. The Chief Steward and the Competitions Chairmen reserve the right to cancel or amend any competition rule at any time.
20. In all competitions the decision of the Chief Steward and the Competitions Chairmen will be final.
21. Unacceptable behaviour or questionable material by competitors or supporters which brings YFC into disrepute; or which may be deemed to adversely affect other

**SCAN HERE FOR GENERAL RULES**



competitors/performers will be penalised. This includes maintaining a respectful attitude towards all judges, stewards, officers and any other event helpers.

### **Deductions**

#### **22. Late entries**

- a. Any entry received by the County Office after the date and time specified on the rules for the competition, will be dealt with on a case-by-case basis, and the decision will come from the County Chairman and Competitions Chairman, on whether they can compete and if any deductions will apply to the club's score.
- b. The member partaking in the competition is still eligible to get a prize card and compete at the next round.
- c. The deduction will occur after the prize cards have been written out. The deduction will apply to any trophy handed out on the day, overall day scores and the end of year trophies.

#### **23. Transferring of classes**

- a. If a club wishes to transfer a member into a class (which previously had no entry) after the entries have been received by the County Office on the date and time specified on the rules for the competition a 25% deduction will incur for the CLUBS score. The member partaking in the competition is still eligible to get a prize card and compete at the next round. The deduction will occur after the prize cards have been written out and will apply to any trophy handed out on the day and the end of year trophies.

#### **24. For entries not according to schedule**

- a. 25% of marks awarded will be deducted for all entries that are not according to the schedule - This includes any exhibits oversize, missing items (recipe/photos etc). If there are multiple things wrong with the entry, there will only be one deduction of 25% applied.
- b. 25% is deducted from the total score given by the judge, but if they still place after a deduction is awarded the Competitor will still be eligible to gain a prize card with the deducted score and will still be eligible to qualify for the next rounds where applicable.

#### **25. In competitions with time limits**

- a. In competitions with time limits, the following marks will be deducted if the competitor overruns - (unless otherwise stated in rules – i.e., stock judging):

<b>Competition Length</b>	<b>Penalty</b>
Up to 30 minutes	5% of total marks per minute or part thereof
31 to 60 minutes	5% of total marks per two minutes or part thereof
61 to 120 minutes	5% of total marks per five minutes or part thereof
121 minutes and over	5% of total marks per ten minutes or part thereof

- b. The Competitor will still be eligible to gain a prize card with the deducted score and will still be eligible to qualify for the next rounds where applicable.
  - c. 5% is deducted from the total score given by the judge.
26. Any disagreements from clubs/competitors about markings or deductions must be made on the day of competition to the Chief Steward or Competitions team, and will be reviewed on a case-by-case basis.
27. In the event that a deduction is applied for any reason and the subsequent mark results in a decimal place, if the decimal place is 0.5 or above, it shall be rounded up to the next whole number. If the decimal place is 0.49 or below, it shall be rounded down to the next whole number.

**SCAN HERE FOR GENERAL RULES**



## Trophies

Trophy Name	Contributing Competitions/Awarded to
The Rally Shield	Awarded to the overall winning club
The JHG Cotterell Cup	Awarded to the runners up
The Clive Richards Trophy	Awarded to the club gaining the highest marks per competing members
The Most Improved Club Challenge Cup	Awarded to the club gaining the highest percentage increase in total marks gained over the previous Rally total
The John Crofts Memorial Cup	Awarded to the club gaining the best position on the previous Rally, taking into account the bottom 9 clubs
The Domestic Science Cup	Awarded to the Club gaining the highest total marks in all Domestic Science Competitions at the Rally. The qualifying classes are: 15, 17A, 17B, 17C, 20A, 20B, 20C, 21, 22A, 22B, 22C, 23
The Havard Trophy	Awarded to the club gaining the highest total marks in the Needlework, Cookery and Floral Art Competitions. The qualifying classes are: 15, 19A, 19B, 19C, 20A, 20B, 20C, 21.
The Margaret Ayrton Challenge Trophy	Awarded to the club gaining the highest total marks of all competitions on the stage. The qualifying classes are: 24, 25, 26, 27, 28, 29 and 30.
The Mark Davies (Fatboy) Trophy	Awarded to the club gaining the highest total marks in the fun competitions held around the site. The qualifying classes are: 33, 34, 35, 36, 37, 38, 39.
The Stockjudging Shield	Awarded to the club gaining the highest total marks in the Senior and Intermediate Stockjudging Competitions. The qualifying classes are: 5S, 5I, 6S, 6I, 7S, 7I, 8S, 8I, 9S, 9I.
The Junior Challenge Cup	Awarded to the club gaining the highest total marks obtained by members 16 years of age and under in the Junior Rally Competitions. The qualifying classes are: 14A, 17A, 18, 19A, 20A, 22A, 39.
The Barbara Garlick Trophy	Awarded to the club gaining the highest total marks in the Floral Art Competitions. The qualifying classes are: 19A, 19B, 19C.
The Wyevale Photographic Cup	Awarded to the club gaining the highest total marks in the Photography Competitions. The qualifying classes are: 10A, 10B, 10C.
The Simeon Cole Challenge Cup	Awarded to the club gaining the highest total marks in the Welding Competitions. The qualifying classes are: 1A, 1B.
The Bossom Cup	Awarded to the club gaining the highest mark in Class 12 – Main Exhibit.
The Steve Kirby Memorial Trophy	Awarded to the member who, in the opinion of the judges, has sheared to the highest quality on the day of the competition. The qualifying classes are 31A, 31B.
The HJ Skyrme Cup	Awarded to the competitor gaining the highest mark in Class 31B – Senior Shearing.
The Billy Rudge Memorial Cup	Awarded to the competitor gaining the highest mark in Class 31A – Intermediate Shearing.
The Newhampton Challenge Cup	Awarded to the club gaining the highest mark in Class 32 – Woodwork.
The Ballingham Hall Cup	Awarded to the member gaining the highest mark in Class 20B – Intermediate Cookery.
The Poultry Day Cup	Awarded to the member gaining the highest mark in Class 23 – Poultry Boning & Jointing

**SCAN HERE FOR GENERAL RULES**



## Competition Timetable

**Please note that all timings are subject to change.**

Class	Competition	Theme	Time
<b>Judged before the Rally</b>			
1A	Welding – Intermediate		7 <sup>TH</sup> May – Displayed at Rally
1B	Welding – Senior		7 <sup>th</sup> May – Displayed at Rally
3	NFYFC Farm Machinery Skills		28 <sup>th</sup> April
4	NFYFC Fence Erecting		28 <sup>th</sup> April
5S	Dairy Stockjudging – Senior		28 <sup>th</sup> April
5I	Dairy Stockjudging – Intermediate		28 <sup>th</sup> April
6S	Horse Stockjudging – Senior		18 <sup>th</sup> April
6I	Horse Stockjudging - Intermediate		18 <sup>th</sup> April
7S	Beef Stockjudging – Senior		14 <sup>th</sup> April
7I	Beef Stockjudging – Intermediate		14 <sup>th</sup> April
8S	Sheep Stockjudging – Senior		14 <sup>th</sup> April
8I	Sheep Stockjudging – Intermediate		14 <sup>th</sup> April
9S	Pig Stockjudging – Senior		14 <sup>th</sup> April
9I	Pig Stockjudging – Intermediate		14 <sup>th</sup> April
10A	Photography Junior	‘Catch of the Day’	Signed in on 29 <sup>th</sup> April- Displayed at Rally
10B	Photography Intermediate	‘A Man’s Best Friend’	Signed in on 29 <sup>th</sup> April- Displayed at Rally
10C	Photographic Senior	‘Wild and Free’	Signed in on 29 <sup>th</sup> April- Displayed at Rally
11	Rally Setup		11 <sup>th</sup> - 17 <sup>th</sup> May
13	NFYFC Cube Exhibit	‘Country’	28 <sup>th</sup> April
23	Poultry Boning & Jointing		28 <sup>th</sup> April

**SCAN HERE FOR GENERAL RULES**



<b>Rally Day</b>			
<b>Staged</b>			
2	Rally Sign		Display by Monday 22 <sup>nd</sup> April by 9pm & brought to rally by 10:30am.
12	Main Exhibit	A Day on the Ranch	Staged – 9:00am
14A	Junior Craft	Pimp my Cowboy Hat	Staged – 9:30am
14B	Intermediate Craft	Dream Catcher	Staged – 9:30am
14C	Senior Craft	Native American Headdress	Staged – 9:30am
15	Needlework	Poncho to the theme of Wild West	Staged – 9:30am
16	Metalwork	Upcycled Horse Shoes	Staged – 9:30am
17A	Junior Bake Off	6 Biscuits decorated to the theme of Wagon Wheel	Staged – 9:30am
17B	Intermediate Bake Off	Gingerbread Saloon	Staged – 9:30am
17C	Senior Bake Off	Cactus Illusion cake	Staged – 9:30am
18	Fruit and Vegetable Animal		Staged – 9:30am
40	Open Processional Flag		Staged- 9.30am
<b>Domestic Section</b>			
19A	NFYFC Floral Art – Junior	Christmas Table decoration Centre piece	9:30am
19B	NFYFC Floral Art – Intermediate	Christmas Door wreath	9:30am
19C	NFYFC Floral Art – Senior	Christmas Bouquet	11:00am
20A	NFYFC Junior Cookery	A meal for a seasonal event – Dessert	10:45am
20B	NFYFC Intermediate Cookery	A meal for a seasonal event – Starter	1:15pm
20C	NFYFC Senior Cookery	A meal for a seasonal event – Main	12 Noon
21	Boys Cookery	Campfire Cooking- main	9:30am
22A	Cake Decorating – Junior	Sheriff	12:30pm
22B	Cake Decorating – Intermediate	Cowboys	11:00am
22C	Cake Decorating – Senior	Rodeo	9:30am

**SCAN HERE FOR GENERAL RULES**



<b>On the stage</b>			
24	Campfire songs		11am
25	Auctioneering		9.30am
26	Line Dancing		12 Noon
27	Young Farmers Come Dancing		1pm
28	YFC's Got Talent		2pm
29	Egg Whisking – Intermediate		3pm
30	Egg Whisking – Senior		3:30pm
<b>Around the site</b>			
31A	Intermediate Sheep Shearing		11:30am
31B	Senior Sheep Shearing		11:30am
32	Woodwork	Freestanding saloon doors from recycled wood	9:45am
33	Pantomime Horse Racing		10am
34	Wagon Racing		11:30am
35	Decorate a Scarecrow	Cowboy	12:30pm
36	Chairman's Challenge		1:45pm
37	Generation Game		12pm
38	Pot Luck 17+		12pm
39	Junior Pot Luck		2.30pm
	Tug of War – Mixed Juniors		Scales Open 12-1.30 First Pull at 2.15pm prompt.
	Tug of War – Ladies		
	Tug of War – Mens		
<b>After the Rally</b>			
41	Rally Clear Up		19 <sup>th</sup> May at 10:00am

**SCAN HERE FOR GENERAL RULES**





## **Class 11: Rally Setup**

**Time:** **Saturday 11th - Friday 17<sup>th</sup> May** – a timetable will be released closer to the time, including Club Task List.

**Entries:** Open to TWO (2) representatives per Club, who DO NOT need to be competing age members.

**Marks:**

Maximum Marks per representative	50
<b>Total</b>	<b>100</b>

**Rules:**

1. Each club can gain a maximum of 50 marks per representative sent (maximum of 100 points per club) by sending a representative to the rally site or other place, as specified by the Competitions Chairman.
2. A task list will be circulated to club secretaries and chairman prior to Rally Setup.
3. On arrival to the Rally site, it is the responsibility of the representative(s) to find the relevant competition steward and sign in. Following this the representative will need to complete their assigned task or tasks.
4. On completion of the task(s) the representative will be responsible for finding the steward and signing off.
5. The representative(s) will be judged on how well the tasks were completed.
6. The points accumulated in this class will count towards the 2024 HFYFC County Rally.
7. **The following people are NOT eligible to gain points in this class – HFYFC County President, HFYFC County Vice-Presidents, HFYFC County Life Vice-Presidents, County Administrator, County Treasurer, and the Chairmen and Vice Chairmen of the following committees: Executive, Management, Competitions, Events, Training, Promotions, Catering and Rally Task Group.**

**Awards:** The Rally Shield

**SCAN HERE FOR GENERAL RULES**



## Class 12: Main Exhibit

**Time:** To be staged by 9:00am ready for Judging. Exhibits may be brought to site and staged on the evening of Friday 17<sup>th</sup> May – this must be completed by 8:30pm.

**Exhibits have to be collected on Sunday 19<sup>th</sup> May 2024 after 10:00am and NOT BEFORE THEN.**

**Entries:** Open to ONE (1) entry per club. Competitors to be 28 years or under on 1<sup>st</sup> September 2023 and 10 years or over on the day of the competition. Any number of members may contribute provided they are of competing age.

**Marks:**

5 Items of Different Crafts	250 (50 points per craft)
Attractiveness of Exhibit	125
Originality and Ingenuity	125
Relevant of craft to theme	100
<b>Total</b>	<b>600</b>

**Rules:**

1. Each exhibit to depict the theme 'A DAY ON THE RANCH' and to include one item of five different crafts (which have been made during the past 12 months by YFC members). Those items to be clearly marked 1 to 5. Items used must not have been used in a previous HFYFC Competition.  
N.B. No edible items may be placed on the Exhibit until the morning of the Rally. Items of cookery will only be tasted at the discretion of the judges. **All foodstuffs are to be covered with cling film, and under no circumstances is alcohol to be displayed. For the avoidance of doubt, clingfilm can be found here: [Bacofoil Refillable EasyCut Cling Film Dispenser, 10m : Amazon.co.uk: Health & Personal Care](https://www.amazon.co.uk/Bacofoil-Refillable-EasyCut-Cling-Film-Dispenser-10m/dp/B000000000)**
2. Each Exhibit to have a **MAXIMUM WIDTH of 2440mm** at any given point and a **MAXIMUM DEPTH of 1830mm** and **MAXIMUM HEIGHT of 1830mm.** Any exhibit exceeding the maximum measurements will be penalised. Exhibits will be measured by the Chief Steward.
3. All Exhibits with electrical mechanisms must have main switches easily accessible and clearly marked in case at the front of the Exhibit. **Electrics are optional, but please note Exhibits at the Rally may be displayed in an unlit shed.**
4. Electrics on Exhibits will be PAT tested on the morning of the Rally. If any electrical or mechanical device is deemed to be unsafe by the Electrician, it will be disconnected, and will not be allowed to be reconnected.
5. No names of clubs to be marked on any exhibits.
6. **The Exhibit must be staged by members 28 years of age or under on 1st September 2023. No assistance will be allowed under penalty of disqualification.**

**Awards:** The Bossom Cup, The Rally Shield

### Information for Subsequent Rounds

**Representation:**

The top TWO (2) placed entries at the County Round will be requested to compete again in the Three Counties round on Friday 14<sup>th</sup> June 2024 .

SCAN HERE FOR GENERAL RULES



## Class 14A: Junior Craft

**Time:** To be staged by 9:30am ready for judging.  
**Entries:** Open to ONE (1) member per Club. Competitors to be 16 years of age or under on 1st September 2023 and 10 years or over on the day of the competition.

**Marks:**

Use of materials	20
Quality of workmanship	20
Originality	30
Overall finish	30
<b>Total Marks</b>	<b>100</b>

**Rules:**

1. Competitors are required to **"PIMP MY COWBOY HAT"**
2. To be made prior to the competition day.
3. Four (4) photographs should be provided to show the different stages of PIMPING A COWBOY HAT.
4. Only a table will be available to display the craft.
5. The exhibit should be a **MAXIMUM size of 500mm(D) x 500mm(W) x 500mm(H)**
6. No names of clubs or counties to appear on any exhibits.
7. All exhibits must be the unaided work of the competitors.

**Awards:** The Rally Shield, The Junior Challenge Cup

### Information for Subsequent Rounds

**Representation:**

The top TWO (2) placed entries at the county round will be requested to compete again in the Three Counties round on Friday 14<sup>th</sup> June 2024

**SCAN HERE FOR GENERAL RULES**



## Class 14B: Intermediate Craft

**Time:** To be staged by 9:30am ready for judging.  
**Entries:** Open to ONE (1) member per Club. Competitors to be 21 years of age or under on 1st September 2023 and 10 years or over on the day of the competition.

**Marks:**

Use of materials	20
Quality of workmanship	20
Originality	30
Overall finish	30
<b>Total Marks</b>	<b>100</b>

**Rules:**

1. Competitors are required to produce a **"DREAM CATCHER"**.
2. To be made prior to the competition day.
3. Four (4) photographs should be provided to show the different stages of making the 'DREAM CATCHER'.
4. The dream catcher is to be displayed hanging. HFYFC will provide the structure to do so. A table will be available to display the photos. The choice of materials is the competitor's own.
5. The exhibit should be a **MAXIMUM size of 300mm(D) x 300mm(W). No height limit.**
6. No names of clubs or counties to appear on any exhibits.
7. All exhibits must be the unaided work of the competitors.

**Awards:** The Rally Shield

### Information for Subsequent Rounds

**Representation:**

The top TWO (2) placed entries at the County Round will be requested to compete again in the Three Counties round on Friday 14<sup>TH</sup> JUNE 2024

SCAN HERE FOR GENERAL RULES



## Class 14C: Senior Craft

**Time:** To be staged by 9:30am ready for judging.  
**Entries:** Open to ONE (1) member per Club. Competitors to be 28 years of age or under on 1st September 2023 and 10 years or over on the day of the competition.

**Marks:**

Use of materials	20
Quality of workmanship	20
Originality	30
Overall finish	30
<b>Total Marks</b>	<b>100</b>

**Rules:**

1. Competitors are required to produce a "**NATIVE AMERICAN HEADRESS.**"
2. To be made prior to the competition day.
3. Four (4) photographs should be provided to show the different stages of making the 'NATIVE AMERICAN HEADRESS'.
4. Only a table will be available to display the craft. The choice of materials is the competitor's own.
5. The exhibit should be a **MAXIMUM size of 500mm(D) x 500mm(W). No height limit.**
6. No names of clubs or counties to appear on any exhibits.
7. All exhibits must be the unaided work of the competitors.

**Awards:** The Rally Shield

### Information for Subsequent Rounds

**Representation:**

The top TWO (2) placed entries at the County Round will be requested to compete again in the Three Counties round on Friday 14<sup>TH</sup> JUNE 2024

SCAN HERE FOR GENERAL RULES



## Class 15 – Needlework

**Time:** To be staged by 9:30am ready for judging

**Entries:** Open to ONE (1) member per club. Competitors to be 28 years of age or under on 1st September 2023 and 10 years or over on the day of the competition.

**Marks:**

Workmanship/quality	60
Use & Suitability of materials	20
Relevance to theme/description	20
<b>Total Marks</b>	<b>100</b>

**Rules:**

1. Competitors are required to make **'A PONCHO TO THE THEME WILD WEST'**
2. The garment(s) will be displayed hung for the purposes of judging the workmanship/quality.
3. The competitor will also need to produce a paragraph explaining the outfit, fabric used and how it has been made
4. All garment(s) must have been made within the 12 months prior to the competition day.

**Awards:** The Domestic Science Cup, The Havard Trophy, The Rally Shield

### Information for subsequent rounds

**Representation:**

The top TWO (2) placed entries at the County Round will be requested to compete again in the Three Counties round on Saturday 15<sup>th</sup> June 2024

**Please note additional rules for Three Counties Show:**

- The various items of the outfit will be required to be worn and modelled on the day of the competition. The garment can be made and modelled by the competitor or made for and modelled by a fellow member.
- The competitor will also need to produce a paragraph explaining the outfit, fabric used and how it has been made for the compere on the day. For modelling purposes the competitor may include accessories.
- During the day the competitor (or other member) will be required to model the garment for the judges and then take part in a fashion show for the judges to mark the overall appearance.

**SCAN HERE FOR GENERAL RULES**



## Class 16: Metalwork

**Time:** To be staged by 9:30am ready for judging.

**Entries:** Open to ONE (1) member per club. Competitors to be 28 years of age or under on 1st September 2023 and 10 years or over on the day of the competition.

**Marks:**

Use of recycled materials	20
Quality of workmanship	20
Originality	20
Suitability for purpose	20
Overall sculpture and finish	20
<b>Total Marks</b>	<b>100</b>

**Rules:**

1. Competitors will be required to produce an item using **'UPCYCLED HORSESHOES'**.
2. Size not to exceed **1m cubed (1m x 1m x 1m)**, **maximum weight limit of 15 kilograms; finished with exterior paint.**
3. The competitor should pay particular attention to the standard of finish of their exhibit. Materials should be predominantly recycled to minimise cost and environmental impact.
4. A story board containing pictures should accompany the exhibit.
5. Competitor's membership number must be attached to the bottom of the exhibit. No names of clubs or counties to be marked on the front/sides of the exhibits.
6. Prior to the competition, before commencement of any work on the item, members should be aware of potential health and safety risks and use all appropriate Personal Safety Equipment. The safety of people viewing and touching the finished item should also be considered, e.g: avoid sharp edges.

**Awards:** The Rally Shield

### Information for subsequent rounds

**Representation:**

The top two placed entries at the County Round will be requested to compete again in the Three Counties Round ON Friday 14<sup>th</sup> June 2024

**SCAN HERE FOR GENERAL RULES**



## Class 17A – Junior Bake Off

**Time:** To be staged by 9:30am ready for judging.  
**Entries:** Open to ONE (1) member per club. Competitors to be 16 years of age or under on 1st September 2023 and 10 years or over on the day of the competition.

**Marks:**

Finished items – Overall bake/decorations	50
Taste	30
Display	10
Overall effect	10
<b>Total Marks</b>	<b>100</b>

**Rules:**

1. Each competitor is required to make **6 BISCUITS DECORATED TO THE THEME WAGON WHEEL'**
2. All items are to be made in advance and staged on the day of competition.
3. **All foodstuffs to be covered with cling film – for the avoidance of doubt, clingfilm can be found here: [Bacoflex Refillable EasyCut Cling Film Dispenser, 10m : Amazon.co.uk: Health & Personal Care](https://www.amazon.co.uk/Bacoflex-Refillable-EasyCut-Cling-Film-Dispenser-10m/dp/B000000000)**
4. No alcohol to be on display.
5. The display area must not exceed **500mm x 500mm**, tables will be provided.
6. While there is no maximum height, any exhibits deemed unstable by the Chief Steward will be removed.
7. In addition to the above, competitors are required to display details of the recipe used, including ingredients and their method; and FOUR (4) photographs showing the different stages of the process.

**Awards:** The Domestic Science Cup, The Junior Challenge Cup, The Rally Shield

### Information for subsequent rounds

**Representation:** The top two placed entries at the County Round will be requested to compete again in the Three Counties round on Friday 14<sup>th</sup> JUNE 2024

SCAN HERE FOR GENERAL RULES





## **Class 17B – Intermediate Bake Off**

**Time:** To be staged by 9:30am ready for judging.  
**Entries:** Open to ONE (1) member per club. Competitors to be 21 years of age or under on 1st September 2023 and 10 years or over on the day of the competition.

**Marks:**

Finished items – Overall bake/decorations	50
Taste	30
Display	10
Overall effect	10
<b>Total Marks</b>	<b>100</b>

**Rules:**

1. Each competitor is required to make **'A GINGERBREAD SALOON'**
2. All items are to be made in advance and staged on the day of competition.
3. All foodstuffs to be covered with cling film – for the avoidance of doubt, clingfilm can be found here: [Bacoflex Refillable EasyCut Cling Film Dispenser, 10m : Amazon.co.uk: Health & Personal Care](https://www.amazon.co.uk/Bacoflex-Refillable-EasyCut-Cling-Film-Dispenser-10m/dp/B000000000)
4. No alcohol to be on display.
5. The display area must not exceed **600mm x 600mm**, tables will be provided.
6. While there is no maximum height, any exhibits deemed unstable by the Chief Steward will be removed.
7. In addition to the above, competitors are required to display details of the recipes used, including ingredients and their method; and 4 photographs showing the different stages of the process.

**Awards:** The Domestic Science Cup, The Rally Shield

### **Information for subsequent rounds**

**Representation:** The top two placed entries at the County Round will be requested to compete again in the Three Counties round on Friday 14<sup>TH</sup> JUNE 2024

**SCAN HERE FOR GENERAL RULES**



## Class 17C – Senior Bake Off

**Time:** To be staged by 9:30am ready for judging.  
**Entries:** Open to ONE (1) member per club. Competitors to be 28 years of age or under on 1st September 2023 and 10 years or over on the day of the competition.

**Marks:**

Finished items – Overall bake/decorations	50
Taste	30
Display	10
Overall effect	10
<b>Total Marks</b>	<b>100</b>

**Rules:**

1. Each competitor is required to make a **CACTUS ILLUSION CAKE**
2. All items are to be made in advance and staged on the day of competition.
3. **All foodstuffs to be covered with cling film – for the avoidance of doubt, clingfilm can be found here: [Bacoflex Refillable EasyCut Cling Film Dispenser, 10m : Amazon.co.uk: Health & Personal Care](https://www.amazon.co.uk/Bacoflex-Refillable-EasyCut-Cling-Film-Dispenser-10m/dp/B078888888)**
4. No alcohol to be on display.
5. The display area must not exceed **600mm x 600mm**, tables will be provided.
6. While there is no maximum height, any exhibits deemed unstable by the Chief Steward will be removed.
7. In addition to the above, competitors are required to display details of the recipe used, including ingredients and their method; and 4 photographs showing the different stages of the process.

**Awards:** The Domestic Science Cup, The Rally Shield

### Information for subsequent rounds

**Representation:** The top two placed entries at the County Round will be requested to compete again in the Three Counties round on Friday 14<sup>TH</sup> JUNE 2024

SCAN HERE FOR GENERAL RULES



## Class 18 – Fruit and Vegetable Animal

**Time:** To be staged by 9:30am ready for judging.  
**Entries:** Open to ONE (1) entry per club. Competitors to be 16 years of age or under on 1st September 2023 and 10 years or over on the day of the competition.

**Marks:**

Use of materials	20
Quality of workmanship	20
Originality	30
Overall finish	30
<b>Total Marks</b>	<b>100</b>

**Rules:**

1. Competitors are required to create a singular **"ANIMAL MADE FROM FRUIT/VEGETABLES"**.
2. To be made prior to the competition day. Competitors are to use fruit and/or vegetables to create their animal. Other materials can be used as adhesives (such as toothpicks/glue/etc) but should NOT feature prominently on the animal (such as plastic googly eyes).
3. Four (4) photographs should be provided which show the different stages of creating the fruit and/or vegetable animal.
4. Only a table will be available to display the craft, which will be provided.
5. The exhibit should be a **MAXIMUM size of 500mm(D) x 500mm(W) x 500mm(H)**.
6. All exhibits must be the unaided work of the competitors.

**Awards:** The Junior Challenge Cup, The Rally Shield

### Information for subsequent rounds

**Representation:** The top two placed entries at the County Round will be requested to compete again in the Three Counties round on Friday 14<sup>th</sup> June 2024

SCAN HERE FOR GENERAL RULES



## Class 19A – NFYFC Floral Art: Junior

- Time:** 9:30am
- Entries:** Open to ONE (1) entry per club. Competitors to be 16 years of age or under on 1st September 2023 and 10 years or over on the day of the competition.
- Marks:**

Idea	20
Colour	20
Composition	30
Technical	30
<b>Total Marks</b>	<b>100</b>

### Rules:

1. Competitors are required to produce an exhibit to the title “**CHRISTMAS TABLE DECORATION CENTRE PIECE**”.
2. Maximum time allowed **ONE HOUR to include final checks and measurement of the exhibit.** Before leaving the competing area, competitors will be given a further five minutes to check arrangements have not been disturbed during clearing up. Competitors may unpack their equipment and plant material before the hour starts. They may also set up their display area.
3. **NO FLORAL FOAM IS ALLOWED AND ALTERNATIVES SUCH AS ECO-FRIENDLY OR NON BIODEGRADABLE FOAM MUST NOT BE USED. PLEASE SEE NAFAS GUIDE TO MECHANICS FOR IDEAS ON ALTERNATIVE METHODS**
4. The Exhibit is to be viewed from ALL SIDES. Competitors own baseboards are allowed and must be provided by the competitor if required and must adhere to the size limitations.
5. The arrangement is to be composed of natural plant material, with or without accessories.
6. All work of arranging materials must be carried out at the competition.
7. Competitors must wear clean white coats during the competition. Club, County and Sponsor logos are permitted on either the front or the back of the coats.
8. All exhibits must be the unaided work of the competitors and must be assembled during the time.
9. During the period of the competition, competitors must not communicate directly or indirectly with any person other than the Judges or Stewards, under penalty of instant disqualification. No other person, other than the competitors, will be allowed in the competing area.
10. Competitors may use a battery-operated glue gun or any other form of adhesive. There will be no mains power supply available.
11. The arrangement must be contained within a space measuring **760mm wide x 600mm deep x unlimited height.**  
Remember to include thickness of wood or overhanging drapes. *Remember – it is better to be 1cm or 1in smaller than the size allowed as the size stated is the MAXIMUM. The measurement will be from the outside edges of the back board or base board (i.e. the thickness of the backboard will be included in the size restrictions). Any accessories or drapes used on the outside of the back board or base board will be included in the overall measurement of the exhibit and should be within the size restrictions. The external side of the back board will be taken into account for the attractiveness of the exhibit marks and so should be covered to compliment the overall exhibit.*
12. A worktable will be provided close to the display area – approximately half a trestle table to be allocated per competitor.

**SCAN HERE FOR GENERAL RULES**



**PLEASE ALSO NOTE THE FOLLOWING:**

- A.** Competitors to note that all buckets will be checked by Stewards on arrival for pre-arranged foliage.
- B.** Competitors must not bring photographs/diagrams of previously arranged Floral Exhibits into the competing arena. Any competitor found doing so may be disqualified. Mobile phones must not be used whilst competing.
- C.** ALL EXHIBITS WILL BE JUDGED STRICTLY IN ACCORDANCE WITH THE NAFAS COMPETITIONS MANUAL 2015. A “Competitions Manual” is available from NAFAS Enterprises Ltd, Osborne House, 12 Devonshire Square, London EC2M 4TE, price £5.00 plus postage. [www.nafas.org.uk](http://www.nafas.org.uk) to visit the NAFAS on-line shop.
- D.** NAFAS Definitions (**The National Association of Flower Arranging Societies of Great Britain**) From the **NAFAS Competitors Manual (Third Edition 2015)**
- E.** An **EXHIBIT**:
- Is composed of natural plant material, with or without accessories, contained within a space as specified in a show schedule.
  - Backgrounds, bases, containers, drapes, exhibit titles and mechanics may always be included in an exhibit, unless otherwise stated.
  - More than one placement may always be included, unless otherwise stated.
  - Plant material must predominate in all Still Life exhibits.
- F. NATURAL PLANT MATERIAL**
- Natural plant material is any vegetable matter
  - It includes fresh, dried, garden, wild or made-up plant materials
  - It is acceptable to enhance plant material by the application of oil, milk, wax or other similar products.
- G.** An **ACCESSORY**
- Anything other than natural plant material in an exhibit, such as, feathers, shapes (spheres, cones) , shells, stones, wax candles
  - Natural plant material which has been tooled or crafted to resemble non-plant forms, e.g. birds nest, corn dolly, wooden figurine.
  - Accessories may be decorated in any way but greater credit should be given for the use of natural plant material where appropriate.
  - The following are not accessories and may also be used unless prohibited by the show schedule: backgrounds, bases, containers holding plant material, drapes, exhibit titles and mechanics. These may be decorated in any way but greater credit should be given for use of natural plant material where appropriate.
- H. REASONS FOR DISQUALIFICATION**
- Failure to comply with any specific requirements of a class as stated in a show schedule, i.e. the measurements or the components. (Just remember – it is better to aim to be 1cm or 1 inch smaller than the size allowed as the size stated is the **MAXIMUM** size).
  - Inclusion of artificial plant material (unless specifically allowed by a show schedule)
  - Inclusion of fresh plant material that does not have roots or the cut ends of stems in water or water-retaining material. Exceptions: Air Plants, Cacti, Fruits, Grass Turf, Lichen, Moss, Succulents, Vegetables and long lasting plant material which will remain turgid for the

**SCAN HERE FOR GENERAL RULES**



duration of a show. (Definition of turgid – the state of firmness of plant tissue resulting from adequate moisture, causing the plant cells to be fully expanded).

**PLEASE NOTE: At the HFYFC Rally Round, competitors will not be disqualified but any of the reasons stated here will result in a 'Not according to schedule' general rules deduction**

**J. NOT ACCORDING TO SCHEDULE DISQUALIFICATION:**

'Not according to schedule' is the term used when an exhibit does not comply with the requirements of the schedule – see NAFAS reasons for disqualification above. At the HFYFC Round, the judge will write 'Not according to schedule' general rules deduction.

**Awards:** The Havard Trophy, The Junior Challenge Cup, The Barbara Garlick Trophy, The Rally Shield

**Information for Subsequent Rounds**

**Representation:** The top two placed entries at the County Round will be requested to compete again in the Three Counties round on Saturday 15<sup>th</sup> June 2024, and the first placed entry to compete at the NFYFC Finals on Sunday 29<sup>th</sup> September 2024

**If a very high number of entries are received, on the day of the NFYFC final, the NFYFC reserves the right to use the NFYFC 'Standards Judging' system. i.e exhibits will be in the Excellent, Proficient or Competent categories.**

**SCAN HERE FOR GENERAL RULES**



## Class 19B – NFYFC Floral Art: Intermediate

**Time:** 9:30am  
**Entries:** Open to ONE (1) entry per club. Competitors to be 21 years of age or under on 1st September 2022 and 10 years or over on the day of the competition.

**Marks:**

Idea	20
Colour	20
Composition	30
Technical	30
<b>Total Marks</b>	<b>100</b>

**Rules:**

1. Competitors are required to produce an exhibit to the title **“A DOOR WREATH TO THE THEME OF CHRISTMAS’**.
2. Maximum time allowed **ONE HOUR to include final checks and measurement of the exhibit.** Before leaving the competing area, competitors will be given a further five minutes to check arrangements have not been disturbed during clearing up. Competitors may unpack their equipment and plant material before the hour starts. They may also set up their display area.
3. **NO FLORAL FOAM IS ALLOWED AND ALTERNATIVES SUCH AS ECO-FRIENDLY OR NON BIODGRADBLE FOAM MUST NOT BE USED. PLEASE SEE NAFAS GUIDE TO MECHANICS FOR IDEAS ON ALTERNATIVE METHODS**
4. The Exhibit is to be viewed from the front. Competitors own backboard and bases are allowed and must adhere to the size limitations. The reverse of backboards **MUST** compliment the theme and be neat and tidy.
5. Each exhibit must be suitable to be hung freely from a hook/bar, competitors must ensure that the size and weight of their exhibit is practical to be used as a door display. If competitors wish to display their exhibits hung, they must provide their own structure to be placed on the table.
6. The arrangement is to be composed of natural plant material, with or without accessories.
7. All work of arranging materials must be carried out at the competition.
8. Competitors must wear clean white coats during the competition. Club, County and Sponsor logos are permitted on either the front or the back of the coats.
9. All exhibits must be the unaided work of the competitors and must be assembled during the time.
10. During the period of the competition, competitors must not communicate directly or indirectly with any person other than the Judges or Stewards, under penalty of instant disqualification. No other person, other than the competitors, will be allowed in the competing area.
11. Competitors may use a battery-operated glue gun or any other form of adhesive. There will be no mains power supply available.
12. The arrangement must be contained within a space measuring **760mm wide x 600mm deep x unlimited height.**

Remember to include thickness of wood or overhanging drapes. *Remember – it is better to be 1cm or 1in smaller than the size allowed as the size stated is the MAXIMUM. The measurement will be from the outside edges of the back board or base board (i.e. the thickness of the backboard will be included in the size restrictions). Any accessories or drapes used on the outside of the back board or base board will be included in the overall measurement of the exhibit and should be within the*

**SCAN HERE FOR GENERAL RULES**



size restrictions. The external side of the back board will be taken into account for the attractiveness of the exhibit marks and so should be covered to compliment the overall exhibit.

13. A worktable will be provided close to the display area – approximately half a trestle table to be allocated per competitor.

**PLEASE ALSO NOTE THE FOLLOWING:**

- I. Competitors to note that all buckets will be checked by Stewards on arrival for pre-arranged foliage.
- J. Competitors must not bring photographs/diagrams of previously arranged Floral Exhibits into the competing arena. Any competitor found doing so may be disqualified. Mobile phones must not be used whilst competing.
- K. ALL EXHIBITS WILL BE JUDGED STRICTLY IN ACCORDANCE WITH THE NAFAS COMPETITIONS MANUAL 2015. A “Competitions Manual” is available from NAFAS Enterprises Ltd, Osborne House, 12 Devonshire Square, London EC2M 4TE, price £5.00 plus postage. [www.nafas.org.uk](http://www.nafas.org.uk) to visit the NAFAS on-line shop.
- L. NAFAS Definitions (**The National Association of Flower Arranging Societies of Great Britain**) From the **NAFAS Competitors Manual (Third Edition 2015)**
- M. An **EXHIBIT**:
- Is composed of natural plant material, with or without accessories, contained within a space as specified in a show schedule.
  - Backgrounds, bases, containers, drapes, exhibit titles and mechanics may always be included in an exhibit, unless otherwise stated.
  - More than one placement may always be included, unless otherwise stated.
  - Plant material must predominate in all Still Life exhibits.
- N. **NATURAL PLANT MATERIAL**
- Natural plant material is any vegetable matter
  - It includes fresh, dried, garden, wild or made-up plant materials
  - It is acceptable to enhance plant material by the application of oil, milk, wax or other similar products.
- O. An **ACCESSORY**
- Anything other than natural plant material in an exhibit, such as, feathers, shapes (spheres, cones) , shells, stones, wax candles
  - Natural plant material which has been tooled or crafted to resemble non-plant forms, e.g. birds nest, corn dolly, wooden figurine.
  - Accessories may be decorated in any way but greater credit should be given for the use of natural plant material where appropriate.
  - The following are not accessories and may also be used unless prohibited by the show schedule: backgrounds, bases, containers holding plant material, drapes, exhibit titles and mechanics. These may be decorated in any way but greater credit should be given for use of natural plant material where appropriate.

**P. REASONS FOR DISQUALIFICATION**

**SCAN HERE FOR GENERAL RULES**





- Failure to comply with any specific requirements of a class as stated in a show schedule, i.e. the measurements or the components. (Just remember – it is better to aim to be 1cm or 1 inch smaller than the size allowed as the size sated is the MAXIMUM size).
- Inclusion of artificial plant material (unless specifically allowed by a show schedule)
- Inclusion of fresh plant material that does not have roots or the cut ends of stems in water or water-retaining material. Exceptions: Air Plants, Cacti, Fruits, Grass Turf, Lichen, Moss, Succulents, Vegetables and long lasting plant material which will remain turgid for the duration of a show. (Definition of turgid – the state of firmness of plant tissue resulting from adequate moisture, causing the plant cells to be fully expanded).

**PLEASE NOTE: At the HFYFC Rally Round, competitors will not be disqualified but any of the reasons stated here will result in a ‘Not according to schedule’ general rules deduction**

**J. NOT ACCORDING TO SCHEDULE DISQUALIFICATION:**

‘Not according to schedule’ is the term used when an exhibit does not comply with the requirements of the schedule – see NAFAS reasons for disqualification above. At the HFYFC Round, the judge will write ‘Not according to schedule’ general rules deduction.

**Awards:** The Havard Trophy, The Junior Challenge Cup, The Barbara Garlick Trophy, The Rally Shield

**Information for Subsequent Rounds**

**Representation:** The top two placed entries at the County Round will be requested to compete again in the Three Counties round on Saturday 15<sup>th</sup> June 2024, and the first placed entry to compete at the NFYFC Finals on Sunday 29<sup>th</sup> September 2024

**If a very high number of entries are received, on the day of the NFYFC final, the NFYFC reserves the right to use the NFYFC ‘Standards Judging’ system. i.e exhibits will be in the Excellent, Proficient or Competent categories.**

**SCAN HERE FOR GENERAL RULES**



## Class 19C – NFYFC Floral Art: Senior

**Time:** 11:00am  
**Entries:** Open to ONE (1) entry per club. Competitors to be 28 years of age or under on 1st September 2022 and 10 years or over on the day of the competition.

**Marks:**

Idea	20
Colour	20
Composition	30
Technical	30
<b>Total Marks</b>	<b>100</b>

**Rules:**

1. Competitors are required to produce an exhibit to the title **"A BOUQUET TO THE THEME OF CHRISTMAS"**.
2. Maximum time allowed **ONE HOUR to include final checks and measurement of the exhibit.** Before leaving the competing area, competitors will be given a further five minutes to check arrangements have not been disturbed during clearing up. Competitors may unpack their equipment and plant material before the hour starts. They may also set up their display area.
3. **NO FLORAL FOAM IS ALLOWED AND ALTERNATIVES SUCH AS ECO-FRIENDLY OR NON BIODEGRADABLE FOAM MUST NOT BE USED. PLEASE SEE NAFAS GUIDE TO MECHANICS FOR IDEAS ON ALTERNATIVE METHODS**
4. The Exhibit is to be viewed from ALL SIDES. No backboards allowed.
5. The arrangement is to be composed of natural plant material, with or without accessories.
6. All work of arranging materials must be carried out at the competition.
7. Competitors must wear clean white coats during the competition. Club, County and Sponsor logos are permitted on either the front or the back of the coats.
8. All exhibits must be the unaided work of the competitors and must be assembled during the time.
9. During the period of the competition, competitors must not communicate directly or indirectly with any person other than the Judges or Stewards, under penalty of instant disqualification. No other person, other than the competitors, will be allowed in the competing area.
10. Competitors may use a battery-operated glue gun or any other form of adhesive. There will be no mains power supply available.
11. The arrangement must be contained within a space measuring **760mm wide x 600mm deep x unlimited height.**  
Remember to include thickness of wood or overhanging drapes. *Remember – it is better to be 1cm or 1in smaller than the size allowed as the size stated is the MAXIMUM. The measurement will be from the outside edges of the back board or base board (i.e. the thickness of the backboard will be included in the size restrictions). Any accessories or drapes used on the outside of the back board or base board will be included in the overall measurement of the exhibit and should be within the size restrictions. The external side of the back board will be taken into account for the attractiveness of the exhibit marks and so should be covered to compliment the overall exhibit.*
12. A worktable will be provided close to the display area – approximately half a trestle table to be allocated per competitor.

**PLEASE ALSO NOTE THE FOLLOWING:**

**SCAN HERE FOR GENERAL RULES**



- Q.** Competitors to note that all buckets will be checked by Stewards on arrival for pre-arranged foliage.
- R.** Competitors must not bring photographs/diagrams of previously arranged Floral Exhibits into the competing arena. Any competitor found doing so may be disqualified. Mobile phones must not be used whilst competing.
- S.** ALL EXHIBITS WILL BE JUDGED STRICTLY IN ACCORDANCE WITH THE NAFAS COMPETITIONS MANUAL 2015. A “Competitions Manual” is available from NAFAS Enterprises Ltd, Osborne House, 12 Devonshire Square, London EC2M 4TE, price £5.00 plus postage. [www.nafas.org.uk](http://www.nafas.org.uk) to visit the NAFAS on-line shop.
- T.** NAFAS Definitions (**The National Association of Flower Arranging Societies of Great Britain**) From the **NAFAS Competitors Manual (Third Edition 2015)**
- U. An EXHIBIT:**
- Is composed of natural plant material, with or without accessories, contained within a space as specified in a show schedule.
  - Backgrounds, bases, containers, drapes, exhibit titles and mechanics may always be included in an exhibit, unless otherwise stated.
  - More than one placement may always be included, unless otherwise stated.
  - Plant material must predominate in all Still Life exhibits.
- V. NATURAL PLANT MATERIAL**
- Natural plant material is any vegetable matter
  - It includes fresh, dried, garden, wild or made-up plant materials
  - It is acceptable to enhance plant material by the application of oil, milk, wax or other similar products.
- W. An ACCESSORY**
- Anything other than natural plant material in an exhibit, such as, feathers, shapes (spheres, cones) , shells, stones, wax candles
  - Natural plant material which has been tooled or crafted to resemble non-plant forms, e.g. birds nest, corn dolly, wooden figurine.
  - Accessories may be decorated in any way but greater credit should be given for the use of natural plant material where appropriate.
  - The following are not accessories and may also be used unless prohibited by the show schedule: backgrounds, bases, containers holding plant material, drapes, exhibit titles and mechanics. These may be decorated in any way but greater credit should be given for use of natural plant material where appropriate.
- X. REASONS FOR DISQUALIFICATION**
- Failure to comply with any specific requirements of a class as stated in a show schedule, i.e. the measurements or the components. (Just remember – it is better to aim to be 1cm or 1 inch smaller than the size allowed as the size sated is the MAXIMUM size).
  - Inclusion of artificial plant material (unless specifically allowed by a show schedule)
  - Inclusion of fresh plant material that does not have roots or the cut ends of stems in water or water-retaining material. Exceptions: Air Plants, Cacti, Fruits, Grass Turf, Lichen, Moss, Succulents, Vegetables and long lasting plant material which will remain turgid for the duration of a show. (Definition of turgid – the state of firmness of plant tissue resulting from adequate moisture, causing the plant cells to be fully expanded).

**SCAN HERE FOR GENERAL RULES**



**PLEASE NOTE: At the HFYFC Rally Round, competitors will not be disqualified but any of the reasons stated here will result in a 'Not according to schedule' general rules deduction**

**J. NOT ACCORDING TO SCHEDULE DISQUALIFICATION:**

'Not according to schedule' is the term used when an exhibit does not comply with the requirements of the schedule – see NAFAS reasons for disqualification above. At the HFYFC Round, the judge will write 'Not according to schedule' general rules deduction.

**Awards:** The Havard Trophy, The Junior Challenge Cup, The Barbara Garlick Trophy, The Rally Shield

**Information for Subsequent Rounds**

**Representation:** The top two placed entries at the County Round will be requested to compete again in the Three Counties round on Saturday 15<sup>th</sup> June 2024, and the first placed entry to compete at the NFYFC Finals on Sunday 29<sup>th</sup> September 2024

**If a very high number of entries are received, on the day of the NFYFC final, the NFYFC reserves the right to use the NFYFC 'Standards Judging' system. i.e exhibits will be in the Excellent, Proficient or Competent categories.**

**SCAN HERE FOR GENERAL RULES**



## Class 20A – NFYFC Junior Cookery

**Time:** 10:45am  
**Entries:** Open to ONE (1) member per club. Competitors to be 16 years of age or under on 1st September 2023 and 10 years or over on the day of the competition.

**Marks:**

Workmanship (Hygiene, Safety, Time Management & Practical Skills)	35
Finished Dishes – Suitability & Variety	15
Taste	25
Overall Display & Interpretation of Theme	15
Menu Card, including Recipe & Costings	10
<b>Total Marks</b>	<b>100</b>

**Rules:**

1. Competitors will be required to prepare and display to the best advantage a **DESSERT** for **TWO** people to the theme **A MEAL FOR A SEASONAL EVENT** e.g **Special Birthday, Christmas, Harvest supper etc.** Local produce is highly encouraged.
2. Maximum time allowed is **ONE HOUR**.
3. Maximum display area **680mm x 680mm x unlimited height**.
4. A "dish" is required to serve two people and may include more than one item, which form a total. Accessories to be kept to a minimum. There are no limitations on the contents of the display, although Competitors must display a menu card, details of recipes and costing. Recipes must be available throughout the practical session. Judges will place emphasis on marking displays that compliment the dishes.
5. **NO** deep fat frying is allowed.
6. Competitors are to provide their own butane gas stoves (maximum of 2 per competitor). No other heat is allowed; this includes blow torches and similar equipment. Electricity is not available.
7. Competitors will be required to provide:
  - All equipment other than tables
  - All ingredients (these may be brought to the competition already weighed out and vegetables ready washed).
8. Competitors must wear clean white coats during the competition.
9. All foodstuffs must be covered with clingfilm by the competitor as directed by the judge. For the avoidance of doubt, clingfilm can be found here: [Bacoflex Refillable EasyCut Cling Film Dispenser, 10m : Amazon.co.uk: Health & Personal Care](https://www.amazon.co.uk/Bacoflex-Refillable-EasyCut-Cling-Film-Dispenser-10m/dp/B000048888)

### **PLEASE ALSO NOTE THE FOLLOWING:**

- A. Check the stove's condition before each use, if the gas canister seal looks damaged, or if the stove or gas canister is extremely rusty and deteriorated, it must not be used.
- B. Ensure all competitors are familiar with the operating instructions for the stove and are confident at igniting it, regulating the flame and turning the stove off.
- C. Check the pan support and spill tray – on some models these must be turned over after removal from the carry case, to the correct cooking position. If the pan support is upside down and the burner is used, heat can be transferred onto the aerosol type butane canister in the body of the stove and after a time, the canister can burst causing a violent fire.

**SCAN HERE FOR GENERAL RULES**



- D. Ensure that the correct type of gas canister for the appliance is used and that it is correctly fitted (in the right place and in the right way).
- E. When fitting the butane canister, do not force the gas canister retaining lever into position as this can damage the mechanical linkage and the safety pressure relief device. If there is a problem with the retaining lever, check that the pan support and spill tray and the butane gas canister has been correctly fitted. If there is still a problem with the lever or if there are further problems or concerns, do not attempt to ignite the stove.
- F. If anyone smells or hears gas leaking from the stove before attempting to light it, don't use it & inform an official.
- G. If any gas is leaking, ensure that it is being dispersed in free air well away from any sparks or other sources of ignition.

**Awards:** The Domestic Science Cup, The Havard Trophy, The Junior Challenge Cup, The Rally Shield

### **Information for Subsequent Rounds**

**Representation:**

The top two placed entries at the County Round will be requested to compete again in the Three Counties round on Saturday 15<sup>th</sup> June 2024, and the first placed entry as part of the county team at the NFYFC Finals on Saturday 28<sup>th</sup> September 2024

**SCAN HERE FOR GENERAL RULES**



## Class 20B – NFYFC Intermediate Cookery

**Time:** 1:15pm  
**Entries:** Open to ONE (1) member per club. Competitors to be 21 years of age or under on 1st September 2022 and 10 years or over on the day of the competition.

**Marks:**

Workmanship (Hygiene, Safety, Time Management & Practical Skills)	35
Finished Dishes – Suitability & Variety	15
Taste	25
Overall Display & Interpretation of Theme	15
Menu Card, including Recipe & Costings	10
<b>Total Marks</b>	<b>100</b>

**Rules:**

**10.** Competitors will be required to prepare and display to the best advantage a **STARTER** for **TWO** people to the theme **A MEAL FOR A SEASONAL EVENT** e.g **Special Birthday, Christmas, Harvest supper etc.** Local produce is highly encouraged. Local produce is highly encouraged.

1. Maximum time allowed is **ONE HOUR**.
2. Maximum display area **680mm x 680mm x unlimited height**.
3. A "dish" is required to serve two people and may include more than one item, which form a total. Accessories to be kept to a minimum. There are no limitations on the contents of the display, although Competitors must display a menu card, details of recipes and costing. Recipes must be available throughout the practical session. Judges will place emphasis on marking displays that compliment the dishes.
4. **NO** deep fat frying is allowed.
5. Competitors are to provide their own butane gas stoves (maximum of 2 per competitor). No other heat is allowed; this includes blow torches and similar equipment. Electricity is not available.
6. Competitors will be required to provide:
  - All equipment other than tables
  - All ingredients (these may be brought to the competition already weighed out and vegetables ready washed).
7. Competitors must wear clean white coats during the competition.
8. All foodstuffs must be covered with clingfilm by the competitor as directed by the judge. For the avoidance of doubt, clingfilm can be found here: [Bacoflex Refillable EasyCut Cling Film Dispenser, 10m : Amazon.co.uk: Health & Personal Care](https://www.amazon.co.uk/Bacoflex-Refillable-EasyCut-Cling-Film-Dispenser-10m/dp/B000048888)

### **PLEASE ALSO NOTE THE FOLLOWING:**

- A. Check the stove's condition before each use, if the gas canister seal looks damaged, or if the stove or gas canister is extremely rusty and deteriorated, it must not be used.
- B. Ensure all competitors are familiar with the operating instructions for the stove and are confident at igniting it, regulating the flame and turning the stove off.
- C. Check the pan support and spill tray – on some models these must be turned over after removal from the carry case, to the correct cooking position. If the pan support is upside down and the burner is used, heat can be transferred onto the aerosol type butane canister in the body of the stove and after a time, the canister can burst causing a violent fire.

**SCAN HERE FOR GENERAL RULES**



- D. Ensure that the correct type of gas canister for the appliance is used and that it is correctly fitted (in the right place and in the right way).
- E. When fitting the butane canister, do not force the gas canister retaining lever into position as this can damage the mechanical linkage and the safety pressure relief device. If there is a problem with the retaining lever, check that the pan support and spill tray and the butane gas canister has been correctly fitted. If there is still a problem with the lever or if there are further problems or concerns, do not attempt to ignite the stove.
- F. If anyone smells or hears gas leaking from the stove before attempting to light it, don't use it & inform an official.
- G. If any gas is leaking, ensure that it is being dispersed in free air well away from any sparks or other sources of ignition.

**Please note anyone competing in Tug of war will  
NOT be able to compete in ANY competitions  
scheduled to start after 1.15pm.**

**Awards:** The Ballingham Hall Cup, The Domestic Science Cup, The Havard Trophy, The Rally Shield

**Information for Subsequent Rounds**

**Representation:**

The top two placed entries at the County Round will be requested to compete again in the Three Counties round on Saturday 15<sup>TH</sup> June 2023 and the first placed entry as part of the county team at the NFYFC Finals on Saturday 28<sup>TH</sup> September 2023

**SCAN HERE FOR GENERAL RULES**





## Class 20C – NFYFC Senior Cookery

**Time:** 12 Noon  
**Entries:** Open to ONE (1) member per club. Competitors to be 28 years of age or under on 1st September 2023 and 10 years or over on the day of the competition.

**Marks:**

Workmanship (Hygiene, Safety, Time Management & Practical Skills)	35
Finished Dishes – Suitability & Variety	15
Taste	25
Overall Display & Interpretation of Theme	15
Menu Card, including Recipe & Costings	10
<b>Total Marks</b>	<b>100</b>

**Rules:**

11. Competitors will be required to prepare and display to the best advantage a **MAIN** for **TWO** people to the theme **A MEAL FOR A SEASONAL EVENT** e.g **Special Birthday, Christmas, Harvest supper etc.** Local produce is highly encouraged.
1. Maximum time allowed is **ONE HOUR**.
2. Maximum display area **680mm x 680mm x unlimited height**.
3. A "dish" is required to serve two people and may include more than one item, which form a total. Accessories to be kept to a minimum. There are no limitations on the contents of the display, although Competitors must display a menu card, details of recipes and costing. Recipes must be available throughout the practical session. Judges will place emphasis on marking displays that compliment the dishes.
4. **NO** deep fat frying is allowed.
5. Competitors are to provide their own butane gas stoves (maximum of 2 per competitor). No other heat is allowed; this includes blow torches and similar equipment. Electricity is not available.
6. Competitors will be required to provide:
  - All equipment other than tables; and
  - All ingredients (these may be brought to the competition already weighed out and vegetables ready washed).
7. Competitors must wear clean white coats during the competition.
8. All foodstuffs must be covered with clingfilm by the competitor as directed by the judge. For the avoidance of doubt, clingfilm can be found here: [Bacofoil Refillable EasyCut Cling Film Dispenser, 10m : Amazon.co.uk: Health & Personal Care](https://www.amazon.co.uk/Health-Personal-Care)

### **PLEASE ALSO NOTE THE FOLLOWING:**

- A. Check the stove's condition before each use, if the gas canister seal looks damaged, or if the stove or gas canister is extremely rusty and deteriorated, it must not be used.
- B. Ensure all competitors are familiar with the operating instructions for the stove and are confident at igniting it, regulating the flame and turning the stove off.
- C. Check the pan support and spill tray – on some models these must be turned over after removal from the carry case, to the correct cooking position. If the pan support is upside down and the burner is used, heat can be transferred onto the aerosol type butane canister in the body of the stove and after a time, the canister can burst causing a violent fire.

**SCAN HERE FOR GENERAL RULES**



- D. Ensure that the correct type of gas canister for the appliance is used and that it is correctly fitted (in the right place and in the right way).
- E. When fitting the butane canister, do not force the gas canister retaining lever into position as this can damage the mechanical linkage and the safety pressure relief device. If there is a problem with the retaining lever, check that the pan support and spill tray and the butane gas canister has been correctly fitted. If there is still a problem with the lever or if there are further problems or concerns, do not attempt to ignite the stove.
- F. If anyone smells or hears gas leaking from the stove before attempting to light it, don't use it & inform an official.
- G. If any gas is leaking, ensure that it is being dispersed in free air well away from any sparks or other sources of ignition.

**Awards:** The Domestic Science Cup, The Havard Trophy, The Rally Shield

### **Information for Subsequent Rounds**

**Representation:**

The top two placed entries at the County Round will be requested to compete again in the Three Counties round on Saturday 15<sup>TH</sup> JUNE 2024 and the first placed entry as part of the county team at the NFYFC Finals on Saturday 28<sup>TH</sup> September 2024

**SCAN HERE FOR GENERAL RULES**



## Class 21: Boys Cookery

**Time:** 9:30am  
**Entries:** Open to ONE (1) **MALE** member per club. Competitors to be 28 years of age or under on 1st September 2023 and 10 years or over on the day of the competition.

**Marks:**

Workmanship (Hygiene, Safety, Time Management & Practical Skills)	35
Finished Dishes – Suitability & Variety	15
Taste	25
Overall Display & Interpretation of Theme	15
Menu Card, including Recipe & Costings	10
<b>Total Marks</b>	<b>100</b>

**Rules:**

1. Competitors will be required to prepare and display to the best advantage a **DISH** for **TWO** people to the theme '**CAMPFIRE COOKING**'. Local produce is highly encouraged.
2. Maximum time allowed is **ONE HOUR**.
3. Maximum display area **680mm x 680mm x unlimited height**.
4. A "dish" is required to serve two people and may include more than one item, which form a total. Accessories to be kept to a minimum. There are no limitations on the contents of the display, although Competitors must display a menu card, details of recipes and costing. Recipes must be available throughout the practical session. Judges will place emphasis on marking displays that compliment the dishes.
5. **NO** deep fat frying is allowed.
6. Competitors are to provide their own butane gas stoves (maximum of 2 per competitor). No other heat is allowed; this includes blow torches and similar equipment. Electricity is not available.
7. Competitors will be required to provide:
  - All equipment other than tables; and
  - All ingredients (these may be brought to the competition already weighed out and vegetables ready washed).
8. Competitors must wear clean white coats during the competition.
9. All foodstuffs must be covered with clingfilm by the competitor as directed by the judge. For the avoidance of doubt, clingfilm can be found here: [Bacoflex Refillable EasyCut Cling Film Dispenser, 10m : Amazon.co.uk: Health & Personal Care](https://www.amazon.co.uk/Bacoflex-Refillable-EasyCut-Cling-Film-Dispenser-10m/dp/B000000000)

### **PLEASE ALSO NOTE THE FOLLOWING:**

- A. Check the stove's condition before each use, if the gas canister seal looks damaged, or if the stove or gas canister is extremely rusty and deteriorated, it must not be used.
- B. Ensure all competitors are familiar with the operating instructions for the stove and are confident at igniting it, regulating the flame and turning the stove off.
- C. Check the pan support and spill tray – on some models these must be turned over after removal from the carry case, to the correct cooking position. If the pan support is upside down and the burner is used, heat can be transferred onto the aerosol type butane canister in the body of the stove and after a time, the canister can burst causing a violent fire.

**SCAN HERE FOR GENERAL RULES**



- D. Ensure that the correct type of gas canister for the appliance is used and that it is correctly fitted (in the right place and in the right way).
- E. When fitting the butane canister, do not force the gas canister retaining lever into position as this can damage the mechanical linkage and the safety pressure relief device. If there is a problem with the retaining lever, check that the pan support and spill tray and the butane gas canister has been correctly fitted. If there is still a problem with the lever or if there are further problems or concerns, do not attempt to ignite the stove.
- F. If anyone smells or hears gas leaking from the stove before attempting to light it, don't use it & inform an official.
- G. If any gas is leaking, ensure that it is being dispersed in free air well away from any sparks or other sources of ignition.

**Awards:** The Domestic Science Cup, The Harvard Trophy, The Rally Shield

### **Information for Subsequent Rounds**

**Representation:**

The top two placed entries at the County Round will be requested to compete again in the Three Counties round on Saturday 15<sup>TH</sup> JUNE 2024

**SCAN HERE FOR GENERAL RULES**



## Class 22A – Cake Decorating Junior

**Time:** 12:30pm

**Entries:** Open to ONE (1) member per club. Competitors to be 16 years of age or under on 1st September 2023 and 10 years or over on the day of the competition.

**Marks:**

Decoration	20
Craftmanship (e.g. Skill in Piping)	40
Originality & Creativity	10
Suitability of Design & Relevance to the Theme	10
Overall Presentation & Finish	20
<b>Total Marks</b>	<b>100</b>

**Rules:**

1. Competitors are required to decorate a cake (or Dummy) which has been covered in **FONDANT ICING** prior to the competition (**WITH NO OTHER DECORATION ADDED**) to the theme of **'SHERIFF'**
2. Maximum time allowed is **ONE HOUR**.
3. The size of the cake board must not exceed 14" (at its widest point) and can be any shape **please note: Boards sold as 14" will measure more at their diagonal**
4. The Cake **MUST not** exceed two tiers
5. Decorative work may include royal icing, handmade piped or modelled sugar craft flowers, run outs and ribbons. Buttercream may also be used. Non-edible items to be used with discretion.
6. Competitors are reminded the cake must be suitable for a family audience.
7. Judges will give credit for skill and techniques of decorations used.
8. Judges may require competitors to make samples of decorations used.
9. All royal icing and buttercream may be made prior to the competition.
10. Competitors will be required to bring all their own equipment and ingredients, including hot water. Icing may be brought ready mixed.
11. No names of clubs or counties to be marked on any exhibits.
12. Competitors must wear clean white coats during the competition.

**Awards:** The Domestic Science Cup, The Junior Challenge Cup, The Rally Shield

### Information for Subsequent Rounds

**Representation:**

The top TWO (2) placed entries at the County Round will be requested to compete again in the Three Counties Show round on Sunday 16<sup>th</sup> June 2024

**SCAN HERE FOR GENERAL RULES**



## Class 22B – Cake Decorating Intermediate

**Time:** 11:00am

**Entries:** Open to ONE (1) member per club. Competitors to be 21 years of age or under on 1st September 2023 and 10 years or over on the day of the competition.

**Marks:**

Decoration	20
Craftmanship (e.g. Skill in Piping)	40
Originality & Creativity	10
Suitability of Design & Relevance to the Theme	10
Overall Presentation & Finish	20
<b>Total Marks</b>	<b>100</b>

**Rules:**

1. Competitors are required to decorate a cake (or dummy), which has been covered with **FONDANT ICING** prior to the competition (with no other decoration added), to the theme of **COWBOYS'**
2. Maximum time allowed is **ONE HOUR**.
3. The size of the cake board must not exceed 14" (at its widest point) and can be of any shape. **NOTE: boards sold as 14" will measure more at their diagonal.**
4. Decorative work may include royal icing, handmade piped or modelled sugar craft flowers, run outs and ribbons. Non-edible items to be used with discretion.
5. The cake must **NOT** exceed two tiers.
6. Competitors are reminded the cake must be suitable for a family audience.
7. Judges will give credit for skill and techniques of decorations used.
8. Judges may require competitors to make samples of decorations used.
9. All royal icing may be made prior to the competition.
10. Competitors will be required to bring all their own equipment and ingredients, including hot water. Icing may be brought ready mixed.
11. No names of clubs or counties to be marked on any exhibits.
12. Competitors must wear clean white coats during the competition.

**Awards:** The Domestic Science Cup, The Rally Shield

### Information for Subsequent Rounds

**Representation:**

The top TWO (2) placed entries at the County Round will be requested to compete again in the Three Counties Show round on Sunday 16<sup>th</sup> June 2024

**SCAN HERE FOR GENERAL RULES**



## Class 22C – Cake Decorating Senior

**Time:** 9:30am  
**Entries:** Open to ONE (1) member per club. Competitors to be 28 years of age or under on 1st September 2023 and 10 years or over on the day of the competition.

**Marks:**

Decoration	20
Craftmanship (e.g. Skill in Piping)	40
Originality & Creativity	10
Suitability of Design & Relevance to the Theme	10
Overall Presentation & Finish	20
<b>Total Marks</b>	<b>100</b>

**Rules:**

1. Competitors are required to decorate a cake (or dummy), which has been covered with **FONDANT ICING** prior to the competition (with no other decoration added), to the theme of **RODEO**
2. Maximum time allowed is **ONE HOUR**.
3. The size of the cake board must not exceed 14" (at its widest point) and can be of any shape. **NOTE: boards sold as 14" will measure more at their diagonal.**
4. Decorative work may include royal icing, handmade piped or modelled sugar craft flowers, run outs and ribbons. Non-edible items to be used with discretion.
5. The cake must **NOT** exceed two tiers.
6. Competitors are reminded the cake must be suitable for a family audience.
7. Judges will give credit for skill and techniques of decorations used.
8. Judges may require competitors to make samples of decorations used.
9. All royal icing may be made prior to the competition.
10. Competitors will be required to bring all their own equipment and ingredients, including hot water. Icing may be brought ready mixed.
11. No names of clubs or counties to be marked on any exhibits.
12. Competitors must wear clean white coats during the competition.

**Awards:** The Domestic Science Cup, The Rally Shield

### Information for Subsequent Rounds

**Representation:**

The top TWO (2) placed entries at the County Round will be requested to compete again in the Three Counties Show round on Sunday 16<sup>th</sup> June 2024

SCAN HERE FOR GENERAL RULES



## Class 24 – Campfire Songs

**Time:** 11am

**Entries:** Open to up to ONE (1) team per club. A team shall consist of a **minimum of FOUR (4)** and a **maximum of EIGHT (8)** competitors 28 years of age or under on 1<sup>st</sup> September 2023 and 10 years or over on the day of the competition. One member of the team must be of the opposite sex.

**Marks:**

Song relevance to theme	40
Creativity of the performance	20
Overall effect including costumes	30
Teamwork	10
<b>Total Marks</b>	<b>100</b>

**Rules:**

1. The team is required to perform '**CAMPFIRE SONGS**', which is suitable for a family audience.
2. Costumes to be cowboy themed
3. Time allowed will be a minimum of TWO (2) minutes and a maximum of FIVE (5) Minutes Time penalties of one mark per thirty seconds or part thereof above or below this time. This time does not include setting and dismantling of stage
4. The performance is to take place on a staged area **6 metres by 6 metres**.

**Awards:** The Rally Shield, The Margaret Ayrton Challenge Trophy.

### Information for Subsequent Rounds

**Representation:**

The top 2 placed entries at the County Round will be requested to compete again at the Three Counties Show on Saturday 15<sup>th</sup> June 2024

SCAN HERE FOR GENERAL RULES





## **Class 25 – Auctioneering**

**Time:** 9:30am

**Entries:** Open to up to ONE (1) member per club. Competitors shall be 28 years of age or under on 1<sup>st</sup> September 2023 and 10 years or over on the day of the competition.

**Marks:**

Lot Description and Valuation	20
Opening and Closing Commentary	20
Auctioneering Skill	40
Auctioneering Conduct and Practice	20
<b>Total Marks</b>	<b>100</b>

**Rules:**

1. Each competitor will be required to auction THREE (3) lots.
2. Prior to the auction commencing the competitor will view a total of 6 items. Lots will include agricultural and non-agricultural items.
3. The Competitor will then have 20 minutes to draft a handwritten, catalogue-style description and provide a valuation figure for each item on the day of the competition.
4. The competitor is to hand their descriptions and valuations to the judge prior to the auction. The competitor will then choose 3 items at random 'out of a hat' from the 6 available, to auction.
5. The judge will identify one of the lots to have a reserve. The item and price of the reserve lot is at the judge's discretion.
6. The competitor should provide an introduction and then open the auction sale, outlining the procedure and relevant conditions of the sale e.g. the payment process, order of the auction, buyer's commission rate.
7. Stewards will be placed in the audience to act as purchasers on the lots to ensure there is enough bidding to enable the competitor to demonstrate the skill. These stewards will be anonymous to the competitor and will only bid if no other bids are forthcoming.
8. Stewards will have no knowledge of the item's values provided by the competitor.
9. Once all the lots have been 'sold' the auctioneer will close the auction in a suitable way and the judge will work out their score.

**Awards:** The Rally Shield, The Margaret Ayrton Challenge Trophy.

### **Information for Subsequent Rounds**

**Representation:**

The top 2 placed entries at the County Round will be requested to compete again at the Three Counties Show on Saturday 15<sup>th</sup> June 2024

**SCAN HERE FOR GENERAL RULES**



## Class 26 – Line Dancing

**Time:** 12 noon

**Entries:** Open to up to ONE (1) team per club, comprising a MINIMUM of FOUR (4) competitors and a MAXIMUM of EIGHT (8) competitors aged 28 years of age or under on 1st September 2023 10 years or older on the day of the competition. Please Note that at least ONE (1) competitor must be of the opposite sex.

**Marks:**

Choreography content	20
Relevance to theme	20
Presentation	25
Dress	10
Rhythmic interpretation	25
<b>Total Marks</b>	<b>100</b>

**Rules:**

1. Competitors will be required perform a dancing display that is to the theme of 'LINE DANCING'.
2. Costumes are to be Cowboy themed.
3. All teams will be judged on their costumes, choreography and music relevance to theme.
4. Time allowed will be TWO minutes minimum up to FIVE minutes maximum.
5. Time penalties of one mark per thirty seconds or part thereof above or below this time.
6. Each team are to supply their own music (we encourage members to supply their iPhone as an AUX cable will be available to connect to).

**Awards:** The Rally Shield, The Mark Davies (Fatboy) Trophy.

### Information for subsequent rounds

**Representation:** The top 2 placed teams at the County Round will be requested to compete again in the Three Counties round on Saturday 15<sup>th</sup> June 2024

SCAN HERE FOR GENERAL RULES



## Class 27 – Young Farmers Come Dancing

**Time:** 1pm

**Entries:** Open to up to ONE (1) team per club. A team shall consist of a **minimum of THREE (3)** and a **maximum of SIX (6)** competitors aged 28 years of age or under on 1<sup>st</sup> September 2023 and 10 years or over on the day of the competition. **At least ONE (1) member of the team must be of the opposite sex.**

**Marks:**

Creativity of the performance	50
Variety of moves and use of stage	25
Overall effect including costumes	25
<b>Total Marks</b>	<b>100</b>

**Rules:**

1. The team is required to perform a dance routine called '**YOUNG FARMERS COME DANCING-HOEDOWN THROWDOWN**'
2. A staged area of **6 metres x 6 metres** will be provided.
3. Costumes are to be cowboy themed
4. No lifting of competitors is allowed.
5. Each team is to supply their own music (to be supplied by their mobile phone. HFYFC has an AUX cable/adaptor if being played via iPhone).
6. Time allowed will be **TWO MINUTES minimum** and **FIVE MINUTES maximum**. Time penalties of one mark per thirty seconds or part thereof above or below this time. This does not include the setting and dismantling of stage.

**Please note anyone competing in Tug of war will NOT be able to compete in ANY competitions scheduled to start after 1.15pm.**

**Awards:** The Rally Shield, The Margaret Ayrton Challenge Trophy.

### Information for Subsequent Rounds

**Representation:**

The top 2 placed entries at the County Round will be requested to compete again at the Three Counties Show on Sunday 16<sup>th</sup> June 2024

SCAN HERE FOR GENERAL RULES



## Class 28 – YFC’s Got Talent

**Time:** 2pm

**Entries:** Open to up to ONE (1) team per club. A team shall consist of a **minimum of ONE (1)** and a **maximum of FIVE (5)** competitors aged 28 years of age or under on 1<sup>st</sup> September 2023 and 10 years or over on the day of the competition.

**Marks:**

Creativity of the performance	50
Variety of moves and use of stage	25
Overall effect including costumes	25
<b>Total Marks</b>	<b>100</b>

**Rules:**

1. The team is required to perform an act for **‘YFC’s Got Talent’**, which is suitable for a family audience.
2. Competitors to provide their own equipment.
3. A staged area of **6 metres x 6 metres** will be provided.
4. Each team is to supply their own music (to be supplied by their mobile phone. HFYFC has an AUX cable/adaptor if being played via iPhone).
5. Time allowed will be **TWO MINUTES minimum** and **FIVE MINUTES maximum**. Time penalties of one mark per thirty seconds or part thereof above or below this time. This does not include the setting and dismantling of stage.

**Please note anyone competing in Tug of war will NOT be able to compete in ANY competitions scheduled to start after 1.15pm.**

**Awards:** The Rally Shield, The Margaret Ayrton Challenge Trophy.

### Information for Subsequent Rounds

**Representation:**

The top 2 placed entries at the County Round will be requested to compete again at the Three Counties Show on Sunday 16<sup>th</sup> June 2024

SCAN HERE FOR GENERAL RULES



## Class 29 – Egg Whisking (Intermediate)

**Time:** 3pm

**Entries:** Open to up to ONE (1) member per club, aged between 17-21 years of age on 1<sup>st</sup> September 2023

**Marks:**

First placed competitor	100
Second placed competitor	90
Third placed competitor	80
Forth placed competitor	70
Fifth placed competitor	60
Sixth placed competitor and below	50

**Rules:**

1. Competitors will be required to separate two eggs, using the shells as separators, and to then whisk the two egg whites with a balloon whisk until firm, holding the bowl upside down over their head for a count of 5 by the judge/commentator when ready.
2. Competitors to supply their own eggs and equipment.
3. The winner will be the competitor to finish in the fastest time, WITHOUT getting egg on their head.
4. The competition will run in heats with a final, so competitors will need to ensure they have spare eggs.
5. Competitors will be required to wear white coats.

**Please note anyone competing in Tug of war will NOT be able to compete in ANY competitions scheduled to start after 1.15pm.**

**Awards:** The Rally Shield, The Margaret Ayrton Challenge Trophy.

**PLEASE NOTE: THIS IS A COUNTY ROUND ONLY.**

SCAN HERE FOR GENERAL RULES



## Class 30 – Egg Whisking (Senior)

**Time:** 3:30pm

**Entries:** Open to up to ONE (1) member per club, aged between 22-28 years of age on 1<sup>st</sup> September 2023.

**Marks:**

First placed competitor	100
Second placed competitor	90
Third placed competitor	80
Forth placed competitor	70
Fifth placed competitor	60
Sixth placed competitor and below	50

**Rules:**

1. Competitors will be required to separate two eggs, using the shells as separators, and to then whisk the two egg whites with a balloon whisk until firm, holding the bowl upside down over their head for a count of 5 by the judge/commentator when ready.
2. Competitors to supply their own eggs and equipment.
3. The winner will be the competitor to finish in the fastest time, WITHOUT getting egg on their head.
4. The competition will run in heats with a final, so competitors will need to ensure they have spare eggs.
5. Competitors will be required to wear white coats.

**6. Please note anyone competing in Tug of war will NOT be able to compete in ANY competitions scheduled to start after 1.15pm.**

**Awards:** The Rally Shield, The Margaret Ayrton Challenge Trophy.

PLEASE NOTE: THIS IS A COUNTY ROUND ONLY.

SCAN HERE FOR GENERAL RULES



## Class 31A – Intermediate Sheep Shearing

**Time:** 11:30am

**Entries:** Open to up to TWO (2) members per club, aged 21 years of age or under on 1<sup>st</sup> September 2023 and 10 years or over on the day of the competition.

**Marks:**

<b>Total Maximum Marks per competitor</b>	<b>100</b>
---	------------

**Rules:**

- Without assistance, each Shearer must:
  - Collect each sheep from within the pen. Start and stop their machine (after each sheep).  
Penalty of 1 whole point per offence
  - Shear their Sheep
  - Put each shorn sheep away properly
- Competitors will be required to hold the **Blue Seal Certificate of Competence** and will be required to show it when booking in for this competition. The certificate number must be quoted on the Rally entry form and a photocopy sent to the County Office before the competition. **Blue Seal Certificate must be submitted to the County Office before 9pm on Monday 13<sup>th</sup> May 2024 or the competitor will NOT be allowed to compete.**
- A minimum of 2 and a maximum of 5 sheep are to be shorn in each competition. The number of sheep to be shorn may be altered at the discretion of the Chief Steward.
- A draw for heats and stands will be made before the start of each competition.
- Each competitor will be allowed into the pen under the supervision of a judge.
- Competitors may ask for any sheep considered substandard to be rejected before the heats commence. The Chief Steward's decision shall be final.
- Each competitor may be allowed one person in their pen to act as a second to control the sheep within the pen.
- Competitors will be allowed to take two loaded handpieces on to the boards. No time will be allowed for stoppages caused by either handpiece or the competitor's own sheep escaping. If any stoppages occur through faults in the machine or down-tube, or through other competitor's sheep escaping, a time allowance will be made or a re-run given, at the Chief Steward's discretion.
- Maximum time allowed **TWENTY MINUTES**
- Before the start of the competition the Chief Steward will announce whether 'socks' or second growth wool are to be taken off or left on.
- Competitors will wait on the boards with one hand on the closed door for 'GO'. Each competitor will be separately timed from the word 'GO' until their stop-button has been pressed or their machine switched off, whichever is directed by the Chief Steward, after shearing their last sheep.
- Each competitor's time score will be calculated by dividing the total time taken (in seconds) by 20 throughout the competition. All competitors will be timed to the nearest second.
- Each competitor's board score will be calculated by dividing the total number of judge's penalty strokes by number of sheep shorn.
- Each competitor's score will be calculated and recorded regardless of penalties and time taken.
- The competitor with the lowest score in the final of the competition shall be the winner of that competition, with other placings decided in like manner. In the event of a tie, the competitor with the lowest score for finished pen will take precedence. If there is still a tie, the competitor with the lowest score for work on the boards will take precedence.

**SCAN HERE FOR GENERAL RULES**



16. The following penalties should be applied by judges, a judge must consult with the referee before giving whole points.
- a) A penalty of 1 whole point per offence for plucking – before and after shearing.
  - b) Socks left on when required off – two penalty strokes per sock
  - c) Seconds (helpers) assisting with switching machine on or off – one whole point per offence.
  - d) Pen Referee must be consulted and a competitor will be penalised by the addition of five whole points per offence added to their calculated pens score if they:
    - Cut a teat and impair the breeding ability of a ewe.
    - Severely cut any sheep to the extent that it requires surgical attention. (Referee may require a minor cut to be stitched without imposing the above penalty)
  - e) Pen Referee must be consulted and a competitor will be penalised by the addition of ten whole points per offence added to their calculated pen score if they:
    - Cut a hamstring
    - Cut into or through the centre of a pizzle (a pizzle graze may not necessarily incur a full penalty)
  - f) Pen Referee will decide and write a full point penalty in a circle on pen card and initial it.
  - g) Pen Referee must be consulted and adjudicate on cuts into the flesh or muscle (not serious enough to be full penalty of 5 whole points) where a competitor will be penalised by five whole penalty strokes plus the cut.
  - h) Allowing sheep to escape - 2 whole points per offence
  - i) Rough handling of sheep – five whole points per offence
  - j) One penalty stroke for not breaking the neck wool on full wool fleeces.
  - k) One penalty stroke per side for obvious belly wool or brisket frib not removed when shearing belly or for obvious fleece wool removed with belly.
  - l) One penalty stroke for not throwing belly wool clear.
  - m) One penalty stroke for wool thrown interfering with another competitor
  - n) Two penalty strokes for first hind leg wool broken out deliberately by competitor on full wool sheep.
  - o) Three penalty strokes for using handpiece or blades to cut open neck wool unless a ruling allowing this is made by the Chief Referee.
  - p) Five penalty strokes if a shorn sheep on release breaks up fleece or carries fleece wool out porthole.
  - q) The board referee is to advise scorers of any whole point penalty.
  - r) Shearer's not remaining on the stand until everyone has finished – five whole points.
17. The Referee, in consultation with any judge, has the right to eliminate any competitor whose work or conduct is detrimental to the good reputation of competition shearing.
18. Competitors must wear suitable clothing and footwear. The Chief Shearing Steward will administer this ruling at all times.

**Awards:** The Billy Rudge Memorial Trophy, The Steve Kirby Memorial Cup, The Rally Shield

#### Information for subsequent rounds

**Representation:** The TWO (2) highest placed competitors under 21 years of age on 1st September 2023 may represent the County in the Intermediate Sheep Shearing competitions at the Three Counties Show on Friday 14<sup>th</sup> June 2024

**SCAN HERE FOR GENERAL RULES**





## Class 31B – Senior Sheep Shearing

**Time:** 11:30am

**Entries:** Open to up to TWO (2) members per club, aged 28 years of age or under on 1<sup>st</sup> September 2023 and 10 years or over on the day of the competition.

**Marks:**

<b>Total Maximum Marks per competitor</b>	<b>100</b>
---	------------

**Rules:**

- Without assistance, each Shearer must:
  - Collect each sheep from within the pen. Start and stop their machine (after each sheep).  
Penalty of 1 whole point per offence
  - Shear their Sheep
  - Put each shorn sheep away properly
- Competitors will be required to hold the **Blue Seal Certificate of Competence** and will be required to show it when booking in for this competition. The certificate number must be quoted on the Rally entry form and a photocopy sent to the County Office before the competition. **Blue Seal Certificate must be submitted to the County Office before 9pm on Monday 13<sup>th</sup> May 2024 or the competitor will NOT be allowed to compete.**
- A minimum of 2 and a maximum of 5 sheep are to be shorn in each competition. The number of sheep to be shorn may be altered at the discretion of the Chief Steward.
- A draw for heats and stands will be made before the start of each competition.
- Each competitor will be allowed into the pen under the supervision of a judge.
- Competitors may ask for any sheep considered substandard to be rejected before the heats commence. The Chief Steward's decision shall be final.
- Each competitor may be allowed one person in their pen to act as a second to control the sheep within the pen.
- Competitors will be allowed to take two loaded handpieces on to the boards. No time will be allowed for stoppages caused by either handpiece or the competitor's own sheep escaping. If any stoppages occur through faults in the machine or down-tube, or through other competitor's sheep escaping, a time allowance will be made or a re-run given, at the Chief Steward's discretion.
- Maximum time allowed **FIFTEEN MINUTES**
- Before the start of the competition the Chief Steward will announce whether 'socks' or second growth wool are to be taken off or left on.
- Competitors will wait on the boards with one hand on the closed door for 'GO'. Each competitor will be separately timed from the word 'GO' until their stop-button has been pressed or their machine switched off, whichever is directed by the Chief Steward, after shearing their last sheep.
- Each competitor's time score will be calculated by dividing the total time taken (in seconds) by 20 throughout the competition. All competitors will be timed to the nearest second.
- Each competitor's board score will be calculated by dividing the total number of judge's penalty strokes by number of sheep shorn.
- Each competitor's score will be calculated and recorded regardless of penalties and time taken.
- The competitor with the lowest score in the final of the competition shall be the winner of that competition, with other placings decided in like manner. In the event of a tie, the competitor with the lowest score for finished pen will take precedence. If there is still a tie, the competitor with the lowest score for work on the boards will take precedence.

**SCAN HERE FOR GENERAL RULES**



16. The following penalties should be applied by judges, a judge must consult with the referee before giving whole points.
- a) A penalty of 1 whole point per offence for plucking – before and after shearing.
  - b) Socks left on when required off – two penalty strokes per sock
  - c) Seconds (helpers) assisting with switching machine on or off – one whole point per offence.
  - d) Pen Referee must be consulted and a competitor will be penalised by the addition of five whole points per offence added to their calculated pens score if they:
    - Cut a teat and impair the breeding ability of a ewe.
    - Severely cut any sheep to the extent that it requires surgical attention. (Referee may require a minor cut to be stitched without imposing the above penalty)
  - e) Pen Referee must be consulted and a competitor will be penalised by the addition of ten whole points per offence added to their calculated pen score if they:
    - Cut a hamstring
    - Cut into or through the centre of a pizzle (a pizzle graze may not necessarily incur a full penalty)
  - f) Pen Referee will decide and write a full point penalty in a circle on pen card and initial it.
  - g) Pen Referee must be consulted and adjudicate on cuts into the flesh or muscle (not serious enough to be full penalty of 5 whole points) where a competitor will be penalised by five whole penalty strokes plus the cut.
  - h) Allowing sheep to escape - 2 whole points per offence
  - i) Rough handling of sheep – five whole points per offence
  - j) One penalty stroke for not breaking the neck wool on full wool fleeces.
  - k) One penalty stroke per side for obvious belly wool or brisket frib not removed when shearing belly or for obvious fleece wool removed with belly.
  - l) One penalty stroke for not throwing belly wool clear.
  - m) One penalty stroke for wool thrown interfering with another competitor
  - n) Two penalty strokes for first hind leg wool broken out deliberately by competitor on full wool sheep.
  - o) Three penalty strokes for using handpiece or blades to cut open neck wool unless a ruling allowing this is made by the Chief Referee.
  - p) Five penalty strokes if a shorn sheep on release breaks up fleece or carries fleece wool out porthole.
  - q) The board referee is to advise scorers of any whole point penalty.
  - r) Shearer's not remaining on the stand until everyone has finished – five whole points.
17. The Referee, in consultation with any judge, has the right to eliminate any competitor whose work or conduct is detrimental to the good reputation of competition shearing.
18. Competitors must wear suitable clothing and footwear. The Chief Shearing Steward will administer this ruling at all times.

**Awards:** The H J Skyrme Cup, The Steve Kirby Memorial Cup, The Rally Shield.

#### Information for subsequent rounds

**Representation:** The TWO (2) highest placed competitors under 28 years of age on 1st September 2023 may represent the County in the Intermediate Sheep Shearing competitions at the Three Counties Show on Friday 14<sup>th</sup> June 2024/

**SCAN HERE FOR GENERAL RULES**



## Class 32 – Woodwork

**Time:** 9:45am  
**Entries:** Open to up to ONE (1) team per club. A team shall consist of TWO (2) competitors, aged 28 years of age or under on 1<sup>st</sup> September 2022 and 10 years or over on the day of the competition.

**Marks:**

Design	60
Construction	80
Finish & Aesthetics	40
Time Management	10
Work Area Safety & Tidiness	10
<b>Total Marks</b>	<b>200</b>

**Rules:**

1. competitors are required to make **FREE STANDING SWINGING SALOON DOORS FROM RECYCLED WOOD'**
2. THE structure must NOT EXCEED 1m wide x 1m depth (due to swinging doors) x 2m height
3. The structure must be freestanding and stable (to be on display for the duration of the show), the doors must swing open
4. Clubs to provide all required fixings and tools to complete.
5. Time Allowed = Maximum 2hrs. Competitors that are over the allotted time will be penalized by the deduction of 1 mark for every 1 minute or part thereof over time, up to an additional 15 minutes. In this time the competitors must produce a product in a finished state.
6. Clubs to provide tools to complete. **Chainsaws, nail-guns and circular saw are NOT allowed (including battery powered versions of these)**. Battery and rechargeable electric power tools will be allowed but **must be operated by a club member over the age of 18**. Stewards will stop any competitor from continuing if they feel the use of tools is deemed unsafe. No power supply will be provided.
7. Teams must wear suitable Personal Protective Clothing and Equipment (PPE).
8. Teams must provide a ground sheet for their work area and will be responsible for clearing up when they have finished construction. Teams that are unable to provide a groundsheet will not be able to compete and will be disqualified.
9. No names of clubs or counties to be marked on any exhibits.

**Awards:** The Newhampton Challenge Cup, The Rally Shield

### Information for Subsequent Rounds

**Representation:** The top 2 placed teams at the County Round will be requested to compete again in the Three Counties round on Saturday 15h June 2024

SCAN HERE FOR GENERAL RULES



## Class 33 – Pantomime Horse Racing

- Time:** 10am
- Entries:** Open to up to ONE (1) team per club, each team must consist of TWO (2) Members to be 18 years of age or over on 1<sup>st</sup> September 2023 to be in the pantomime horse and ONE (1) member 16 years of age and under on 1<sup>st</sup> September 2023 and 10 years of age an over on the day
- Marks:** The scale of marking is broken into two sections

Pantomime horse costume	40
-------------------------	----

Race	
First placed team	60
Second placed team	50
Third placed team	40
Forth placed team	30
Fifth placed team	20
Sixth placed team and below	10

- Rules:**
1. Each team will be required to complete a **'PANTOMIME HORSE RACE'**.
  2. 2 competitors are to make and dress up in a pantomime horse costume, 1 competitor is to dress in a cowboy themed costume
  3. The course will be laid out by the judge and the course must be completed by all members of the team in a relay. The clock stops when the last team member goes over the line.
  4. Use of the Pantomime horse around the Rally Site, except in the circumstances of this competition, will **NOT** be permitted.

**Awards:** The Mark Davies (Fatboy) Trophy, The Rally Shield

### Information for subsequent rounds

**Representation:** The top 2 placed teams at the County Round will be requested to compete again in the Three Counties round on Sunday 16<sup>th</sup> June 2024

SCAN HERE FOR GENERAL RULES



## Class 34 – Wagon Racing

- Time:** 11.30am
- Entries:** Open to up to ONE (1) team per club, comprising THREE (3) competitors 28 years of age or under on 1<sup>st</sup> September 2023 10 years of age or older on the day of the competition. One Member is to be inside the wagon. One member must be of the opposite sex.
- Marks:** The scale of marking is broken into two sections, one to do with the theme/dress/build, and the other to do with the race itself:

Race	
First placed competitor	30
Second placed competitor	25
Third placed competitor	20
Forth placed competitor	15
Fifth placed competitor	10
Sixth placed competitor and below	5
<b>Maximum Possible Marks for Race</b>	<b>30</b>

Theme/Dress/Build Section	
Theme	15
Dress	15
Build	40
Race Points( Maximum)	30

**Rules:**

1. Each team will be required to race a 'WAGON', which is to be made by the competitors beforehand.
2. All team members must be dressed in cowboy costumes in accordance with the theme
3. The course will be laid out by the judge. Two members will race the wagon around the course whilst the third member remains in the wagon. This member **MUST** wear a safety helmet and suitable protective equipment.
4. The Wagon must be capable of carrying at least one person and any chariot deemed unsafe by the Judge/Chief Steward will **NOT** be allowed to race.
5. The time taken for a team to complete the course will be recorded in the event of any tie break situation.
6. Use of the Wagon around the Rally Site, except in the circumstances of this competition, will **NOT** be permitted.
7. **This competition will take place on a grassed area.**

**Awards:** The Mark Davies (Fatboy) Trophy, The Rally Shield  
**Information for subsequent rounds**

**Representation:** The top 2 placed teams at the County Round will be requested to compete again in the Three Counties round on Saturday 15<sup>th</sup> June 2024

**SCAN HERE FOR GENERAL RULES**



## Class 35 – Decorate a Scarecrow

**Time:** 12:30pm  
**Entries:** Open to up to ONE (1) team per club, comprising TWO (2) competitors- ONE aged 28 years of age or under on 1<sup>st</sup> September 2023 and ONE ages 21 years of age and under on 1<sup>st</sup> September 2023

**Marks:**

Finished Scarecrow	40
Relevance to Theme	20
Variety of Materials Used	20
Teamwork	20
<b>Maximum Possible Marks</b>	<b>100</b>

**Rules:**

1. Competitors are to make and dress up a scarecrow on the day of the competition to the theme of **'COWBOY'**. This competition is NOT dressing up a team-mate.
2. Competitors are to supply all materials.
3. **NO** construction of the scarecrow shall be made in advance.
4. Maximum time allowed is **45 MINUTES** to include clearing up.

**Awards:** The Mark Davies (Fatboy) Trophy, The Rally Shield

### Information for subsequent rounds

**Representation:** The top 2 placed teams at the County Round will be requested to compete again in the Three Counties round on Saturday 15<sup>th</sup> June 2024

SCAN HERE FOR GENERAL RULES



## Class 36 – Chairman’s Challenge

**Time:** 1.45pm  
**Entries:** Open to up to ONE (1) team per club, comprising ONE (1) competitor aged 28 years of age or under on 1st September 2023 and ONE (1) 21 and under on 1<sup>st</sup> September 2023. Both competitors to be aged 10 or older on the day of the competition.

**Marks:**

First placed team	100
Second placed team	90
Third placed team	80
Forth placed team	70
Fifth placed team	60
Sixth placed team and below	50

**Rules:**

1. Competitors will be required perform a task set by the **HFYFC Chairman** on the day of the competition.
2. All materials required will be supplied by HFYFC.
3. Time allowed will be up to **30 MINUTES**.
4. Competitors should be aware that the competition could take any form: this may involved getting dirty or wet. Competitors should bring a change of clothes if they wish.

**Please note anyone competing in Tug of war will NOT be able to compete in ANY competitions scheduled to start after 1.15pm.**

**Awards:** The Rally Shield, The Mark Davies (Fatboy) Trophy.

### Information for subsequent rounds

**Representation:** The top 2 placed teams at the County Round will be requested to compete again in the Three Counties round on Sunday 16<sup>th</sup> June 2024

SCAN HERE FOR GENERAL RULES



## Class 37– Generation Game

**Time:** 12 Noon

**Entries:** Open to up to TWO (2) members per club. ONE (1) competitor shall be 28 years of age or under on 1<sup>st</sup> September 2023 and 10 years or over on the day of the competition. ONE (1) competitor shall be 21 years of age or under on 1<sup>st</sup> September 2023 and 10 years or over on the day of the competition.

**Marks:**

First placed team	100
Second placed team	90
Third placed team	80
Forth placed team	70
Fifth placed team	60
Sixth placed team and below	50

**Rules:**

1. Competitors will be required to perform a task set by the Judge on the day of the competition.
2. All materials will be supplied.
3. The time allowed will be up to **30 MINUTES**.
4. Competitors should be aware that the competition could take any form.

**Awards:** The Rally Shield, The Margaret Ayrton Challenge Trophy.

### Information for Subsequent Rounds

**Representation:**

The top 2 placed entries at the County Round will be requested to compete again at the Three Counties Show on Sunday 16<sup>th</sup> June 2024

SCAN HERE FOR GENERAL RULES





## Class 38 – Pot Luck 17+

**Time:** 12 noon

**Entries:** Open to ONE (1) team per club, comprising TWO (2) competitors aged 28 years of age or under on 1st September 2023 and 17 years of age and older on 1<sup>st</sup> September 2023

**Marks:**

First placed team	100
Second placed team	90
Third placed team	80
Forth placed team	70
Fifth placed team	60
Sixth placed team and below	50

**Rules:**

1. Competitors will be required to take part in a mystery competition.
2. All materials required will be supplied by HFYFC.
3. Competitors will be required to wear white coats for the duration of the competition.
4. Time allowed will be up to **30 MINUTES**.
5. Competitors should be aware that the competition could take any form: this may involved getting dirty or wet. Competitors should bring a change of clothes if they wish.

**Please note anyone competing in Tug of war will NOT be able to compete in ANY competitions scheduled to start after 1.15pm.**

**Awards:** The Rally Shield, The Mark Davies (Fatboy) Trophy.

**PLEASE NOTE: THIS IS A COUNTY ROUND ONLY.**

SCAN HERE FOR GENERAL RULES



## Class 39– Junior Pot Luck

**Time:** 2.30pm  
**Entries:** Open to up to TWO (2) teams per club, comprising TWO (2) competitors aged 16 years of age or under on 1st September 2023 and 10 years of age and older on the day of the competition.

**Marks:**

First placed team	100
Second placed team	90
Third placed team	80
Forth placed team	70
Fifth placed team	60
Sixth placed team and below	50

**Rules:**

1. Competitors will be required to take part in a mystery competition.
2. All materials required will be supplied by HFYFC.
3. Competitors will be required to wear white coats for the duration of the competition.
4. Time allowed will be up to **30 MINUTES**.
5. Competitors should be aware that the competition could take any form: this may involved getting dirty or wet. Competitors should bring a change of clothes if they wish.

**Please note anyone competing in Tug of war will NOT be able to compete in ANY competitions scheduled to start after 1.15pm.**

**Awards:** The Rally Shield, The Mark Davies (Fatboy) Trophy, The Junior Challenge Cup

**PLEASE NOTE: THIS IS A COUNTY ROUND ONLY.**

SCAN HERE FOR GENERAL RULES



## Class 40– Open Processional Flag

**Time:** 9.30am

**Entries:** Open to ONE (1) representative per Club, who DOES NOT need to be a competing age member.

**Marks:**

Use and suitability of fabric	40
Sewing techniques and skill displayed	40
Suitability of use and overall finish	20
<b>TOTAL MARKS</b>	<b>100</b>



**Rules:**

1. Competitors are required to make a 'Club Processional Flag'
2. The flag should have on it the club name followed by the letters YFC eg 'Yarkhill YFC' and be designed to be read and hung vertically. (See photo below). The club name must be clearly visible and the prominent feature of the design.
3. The rest of the flag can contain a design of the competitors choosing and encompass any needlework techniques including applique, embroidery or quilting.
4. It can be made of any fabric of the competitors choosing but harder wearing fabrics should be considered for longevity.
5. The flag should be attached to a horizontal bar or rod at the top on which a cord for hanging vertically must be attached.
6. Maximum width of the horizontal bar is 750mm.
7. Minimum width of flag is 450 mm and width must not exceed the horizontal bar (750mm).
8. Minimum height (vertically) of flag is 550mm and maximum height is 850mm.
9. The processional flag is intended to be used at the 80<sup>th</sup> Herefordshire Young Farmers Procession and Celebration Service at Hereford Cathedral on Sunday 27<sup>th</sup> October 2024. It will be hung from a pole using the hanging cord and vertical bar/rod.
10. All construction and sewing to have been completed in the last 12 months.

**Awards:** The Rally Shield

This competition is open to anyone who would like to make a processional flag for a HFYFC club which has now closed but was operational in the county in the last 80 years.

If you have any questions in regards to entering please contact [competitions@hfyfc.org.uk](mailto:competitions@hfyfc.org.uk)



**SCAN HERE FOR GENERAL RULES**



## Tug of War – Junior GENSB

**Time:** Scales will be open for weigh-in between **12 – 1.30pm**. It is the responsibility of the club to ensure that the whole team weighs in during this time frame. First pull will be at **2.15pm**.

**Entries:** A team shall consist of between SEVEN (7) and TEN (10) pulling competitors, male or female, aged 12 years of age or over on 1st September 2023 and 17 years or under on 1st September 2023. **This means competitors MUST have attained their 12th birthday on 1st September 2023 and may be 18 on the day of the competition.** One Coach is permitted with each team during pulling. Only one Trainer or “Water-Carrier” is permitted with each team. During pulling the Trainer shall take up position well clear of both teams and is not permitted to address any remark to them during actual pulling. Neither the Coach nor Trainer need comply with other rules of eligibility.

**Up to 2 clubs may join together to form a team**

**Rules:**

1. Weighing-In Procedure and Weight Limits
  - a. The Junior GENSB team will be weighed as one with the initial weight limit of 560kg. An additional 10kg will be added to the weight allowance for each female in the team, up to a maximum 600kg.
  - b. The competitors will be stamped or marked on a limb in a position easily seen by the Judge, but not easily erased by the rope or competitors clothing.
  - c. At weigh in all team members must have their boots available for inspection by the judges.
2. Substitution
  - a. After a team has pulled the first end of the first match, the team is able to use a substitution. A substitute may replace any one puller for the remainder of the competition (age restriction of team still applies). Substitution may be used for tactical reasons or due to injury.
  - b. Any potential substitutes must (unless otherwise instructed by competition organisers) have been signed in and had their membership card checked prior to pulling in the competition.
  - c. At the time of substitution; both, the puller to be replaced and the substitute must report in full pulling outfit, (shirts, shorts, stockings and footwear) to the Chief Judge/Chief Steward who may designate an official to deal with the substitutes. A small (bathroom type)scale must be available at the pulling area (in a suitable place, on solid surface), to determine the weight difference between the two pullers. The substitute puller must be of equal weight or less than the puller he/she replaces. Directly after the change, the Chief Judge or designated official shall cancel the stamp or marking of the replaced puller, and indicate a similar marking on the substitute, with an indelible marker. This change shall then be recorded.
  - d. Once weighed in, the team weight allowance cannot be improved upon through substitution i.e. increasing the number of females on the team. Any weight bonus must be removed accordingly if the number of females has decreased below the original bonus threshold of the team. Eg. Team = 5 males & 4 females = 600kg (560kg + 40kg bonus). A female puller of 70kg is substituted for a male. The male must weigh 60kg or less (Both in full pulling gear) because the resultant bonus has decreased.
3. Draw and Byes

**SCAN HERE FOR GENERAL RULES**



a. Dependent on the number of entries, a league system may be required. This will be decided by the Chief Judge and Chief Steward on the day. There shall be no more than 7 teams in one league.

4. Pulling

a. Each team shall pull a match of 2 ends against every other team in the league with points awarded as follows:

Winners in a straight pull (two straight ends)	3 points
Losers in a straight pull	0 (nil) points
Teams winning one end each	1 point each

b. Winning a Pull – a ‘pull’ shall be won when one of the side markings on the rope is pulled over the centre line.

c. Leaving go of the Rope – in the event of both teams leaving go the rope before a side tape has been pulled over the side ground farthest from it, ‘No Pull’ shall be declared and the pull shall not constitute on the requisite on that heat.

d. If teams are drawing on points at the end of the league; they shall be ranked using the following system until differentiation:

- i. Results of matches (between the teams drawing on points).
- ii. Matches won (most matches won).
- iii. Cautions (least number throughout pulling).
- iv. Team weight (lowest team weight at weigh in).
- v. Coin toss or draw

e. If there is one league; the top 4 teams on points shall enter the semi-final competition as follows: 1st v 4th then 2nd v 3<sup>rd</sup>.

f. If there are two leagues; the top 2 teams on points from each league shall enter the semi-final competition as follows: League one winner v League two runner up; League two winner v League one runner up

g. The losers of the semi-finals shall pull off for 3rd and 4th places before the winners of the semi-finals pull off for 1st and 2nd places.

h. The semi-finals, 3rd/4th pull off and the final matches shall be won by two ends out of three.

5. Boots & Shoes - Competitors’ boots must not be “faked” in any way, i.e. THE SOLE HEEL AND SIDE OF THE HEEL SHALL BE PERFECTLY FLUSH – THIS MEANS THE SOLES MUST BE SMOOTH. No metal toecaps or metal toe-plates are permitted. Metal heel tips that are flush on the side and the bottom of the heel are permitted. Refer to attached ‘Tug of War Boot Guidelines 2017-18’ Document.

6. Rope – the rope shall not be less than 4” and not more than 5” in circumference (10cm minimum, 12½cm maximum) without knots or other holding for the hands and the minimum length not less than 35 metres.

7. Rope Markings – five tapes or markings shall be affixed to the rope as follows:

- a. A red tape or marking at the centre of the rope which will be level with the ground mark at the start of every pull.
- b. Two white tapes or markings each 4 metres either side of the red centre tape or marking.
- c. Two blue tapes or markings each 5 metres either side of the red centre tape or marking.
- d. The first puller in each team shall grip the rope within 30 cm of these outer blue tapes or markings.

**SCAN HERE FOR GENERAL RULES**



- e. The white and two outer coloured markings shall be capable of easy adjustment by the Judge in the event of the rope shrinking or stretching.
8. Ground Markings – one line shall be marked on the ground at right angles to where the centre of the rope will be at the start of the competitions.
9. Knots or Loops – no knots or loops may be made in the rope nor may it be locked across any part of the body by any member of a team. Crossing the rope over itself constitutes a loop.
10. Locks – from the start the rope shall be taut. Every pulling member shall hold the rope with both hands by the ordinary grip and the rope shall pass under the armpit. Any other hold, which prevents the free movement of the rope, is a lock and is an infringement of the Rules.
11. Anchor-Man’s Grip – upon taking up position the anchor man will place the rope around his/her body in the approved manner. I.e. The rope will pass under one armpit, diagonally across the back and over the opposite shoulder from rear to front. The remaining rope shall pass in a backward and outward direction and the slack shall run free. He/she shall grip the standing part of the rope with both arms extended forward.
12. The Start – when the Judge has received the sign from the two coaches that all is ready, he shall give the teams the following verbal commands:
- ‘Pick up the Rope’ - at the same time extending his arms forward and horizontally. The rope shall be held as defined in paragraphs 16 and 17 of the Tug of War Association handbook, the feet being flat on the ground.
  - ‘Take the Strain’ - at the same time raising both hands above the head (sufficient strain shall be put on the rope to ensure that it is taut and each man may establish one foothold with the heel or side of the boot of the extended foot) - the rope must be steady with the centre mark over the centre line on the ground.
  - ‘Pull’ – at the same time flinging both arms downwards. Simultaneously both teams should commence.
13. Finishing a Pull – the finish of a pull shall be signalled by the Judge blowing a whistle and pointing in the direction of the team winning the Pull.
14. The Judge – there shall be one Judge who shall have sole control with power to appoint assistants. They shall be responsible for the Rules of the Competition being adhered to. They have the power to: grant reasonable rest periods between pulls and a minimum of six minutes rest to each team between rounds of any competition. To award ‘No Pull’ in the event of both teams being guilty of infringement (in such cases the pull will be re-taken immediately with no rest period or welfare to competitors being permitted) and to disqualify a team or teams after caution, or disqualify without caution for any offence against the Rules. In the event of a team being disqualified the pull will be awarded to the opposite side.
15. Infringement During Contests – should it be necessary to caution a team for any infringement of the Rules, the Judge shall, in addition to naming the team and calling ‘first caution’ or ‘last caution’ also signal such caution by raising his arm to the horizontal position and pointing in the direction of the offenders. Only two official cautions shall be given during any one pull. Any team guilty of any offence meriting a caution after already having received two official cautions in any one pull will be disqualified.
- Sitting – deliberately sitting on the ground, or failure to return immediately to the pulling position.
  - Leaning – touching the ground with any part of the body other than the feet.
  - Locking the Rope – no knots or loops shall be made in the rope, nor shall it be locked across any part of the body or any member of the team. Crossing the rope over itself constitutes a loop.

**SCAN HERE FOR GENERAL RULES**



- d. Grip – any grip other than the ordinary grip as described above.
  - e. Propping – holding the rope in a position where it does not pass between the body and the upper part of the arm.
  - f. Position – sitting on a foot or limb or the feet not extended forward of the knee.
  - g. Climbing the Rope – passing the rope through the hands
  - h. Anchor Man’s Grip – any grip other than described in above
  - i. Footholds – making indents in the ground in any way before the command “Take the Strain” is given. Thus cleaning the ground by foot or hand is prohibited.
16. Behaviour – there shall be no conduct by word or act likely to bring the sport into disrepute. No member of a team, i.e. coach, trainer or puller, may address any remark to the Judge whilst pulling is in progress. The use of water, for any purpose, is prohibited within the immediate vicinity of the rope. The function of the trainer is to attend to the requirements of the team before, between, and after pulls; he must not speak to his team during a pull. Assistant Judges shall at all times act under the direction of the Judge and shall be responsible to him for inspection of competitors’ footwear, checking the ground and rope markings, the laying out of the rope before a competition and its re-alignment after each pull. During actual pulling, each Assistant Judge shall be in a position alongside the competing teams on the opposite side of the rope to the Judge. An Assistant Judge shall not address any remark to the coach or any member of the team unless he is signalled to do so by the Judge. In the event of the Judge signals a caution, the Assistant Judge shall inform the offenders, naming the team and adding ‘first caution’ or ‘last caution’. Any instructions of the Judge conveyed by the Assistant Judge to a team must be clear and brief.

**PLEASE NOTE: THERE WILL BE NO SHARING OF BOOTS BETWEEN CLUBS AND TEAMS**

**Awards:** The Sports Cup.

**Information for subsequent rounds**

**Representation** The top 2 placed teams at the County Round will be requested to compete again in the Three Counties round on Sunday 16<sup>th</sup> June 2024

**SCAN HERE FOR GENERAL RULES**



## **Tug of War – Ladies**

**Time:** Scales will be open for weigh-in between **12-1.30pm**. It is the responsibility of the club to ensure that the whole team weighs in during this time frame. First pull will be at **2.15pm**.

**Entries:** A team shall consist of EIGHT (8) pulling competitors, No more than TWO (2) members of a team may be between the ages of 15 and under 17 years on 1st September 2023 and the remainder of the team **MUST** be between 17 years and 28 years of age or under on 1st September 2023.

One Coach is permitted with each team during pulling. Only one Trainer or “Water-Carrier” is permitted with each team. During pulling the Trainer shall take up position well clear of both teams and is not permitted to address any remark to them during actual pulling. Neither the Coach nor Trainer need comply with other rules of eligibility.

**Up to 2 clubs may join together to form a team**

### **Rules:**

1. Weighing-In Procedure and Weight Limits
  - a. The Ladies team will be weighed as one and will not exceed 560kg.
  - b. The competitors will be stamped or marked on a limb in a position easily seen by the Judge, but not easily erased by the rope or competitors clothing.
  - c. At weigh in all team members must have their boots available for inspection by the judges.
2. Substitution
  - a. After a team has pulled the first end of the first match, the team is able to use a substitution. A substitute may replace any one puller for the remainder of the competition (age restriction of team still applies). Substitution may be used for tactical reasons or due to injury.
  - b. Any potential substitutes must (unless otherwise instructed by competition organisers) have been signed in and had their membership card checked prior to pulling in the competition.
  - c. At the time of substitution; both, the puller to be replaced and the substitute must report in full pulling outfit, (shirts, shorts, stockings and footwear) to the Chief Judge/Chief Steward who may designate an official to deal with the substitutes. A small (bathroom type)scale must be available at the pulling area (in a suitable place, on solid surface), to determine the weight difference between the two pullers. The substitute puller must be of equal weight or less than the puller he/she replaces. Directly after the change, the Chief Judge or designated official shall cancel the stamp or marking of the replaced puller, and indicate a similar marking on the substitute, with an indelible marker. This change shall then be recorded.
  - d. Once weighed in, the team weight allowance cannot be improved upon through substitution i.e. increasing the number of females on the team. Any weight bonus must be removed accordingly if the number of females has decreased below the original bonus threshold of the team. Eg. Team = 5 males & 4 females = 600kg (560kg + 40kg bonus). A female puller of 70kg is substituted for a male. The male must weigh 60kg or less (Both in full pulling gear) because the resultant bonus has decreased.
3. Draw and Bys

**SCAN HERE FOR GENERAL RULES**





a. Dependent on the number of entries, a league system may be required. This will be decided by the Chief Judge and Chief Steward on the day. There shall be no more than 7 teams in one league.

4. Pulling

a. Each team shall pull a match of 2 ends against every other team in the league with points awarded as follows:

Winners in a straight pull (two straight ends)	3 points
Losers in a straight pull	0 (nil) points
Teams winning one end each	1 point each

b. Winning a Pull – a ‘pull’ shall be won when one of the side markings on the rope is pulled over the centre line.

c. Leaving go of the Rope – in the event of both teams leaving go the rope before a side tape has been pulled over the side ground farthest from it, ‘No Pull’ shall be declared and the pull shall not constitute on the requisite on that heat.

d. If teams are drawing on points at the end of the league; they shall be ranked using the following system until differentiation:

- i. Results of matches (between the teams drawing on points).
- ii. Matches won (most matches won).
- iii. Cautions (least number throughout pulling).
- iv. Team weight (lowest team weight at weigh in).
- v. Coin toss or draw

e. If there is one league; the top 4 teams on points shall enter the semi-final competition as follows: 1st v 4th then 2nd v 3<sup>rd</sup>.

f. If there are two leagues; the top 2 teams on points from each league shall enter the semi-final competition as follows: League one winner v League two runner up; League two winner v League one runner up

g. The losers of the semi-finals shall pull off for 3rd and 4th places before the winners of the semi-finals pull off for 1st and 2nd places.

h. The semi-finals, 3rd/4th pull off and the final matches shall be won by two ends out of three.

5. Boots & Shoes - Competitors’ boots must not be “faked” in any way, i.e. THE SOLE HEEL AND SIDE OF THE HEEL SHALL BE PERFECTLY FLUSH – THIS MEANS THE SOLES MUST BE SMOOTH. No metal toecaps or metal toe-plates are permitted. Metal heel tips that are flush on the side and the bottom of the heel are permitted. Refer to attached ‘Tug of War Boot Guidelines 2017-18’ Document.

6. Rope – the rope shall not be less than 4” and not more than 5” in circumference (10cm minimum, 12½cm maximum) without knots or other holding for the hands and the minimum length not less than 35 metres.

7. Rope Markings – five tapes or markings shall be affixed to the rope as follows:

a. A red tape or marking at the centre of the rope which will be level with the ground mark at the start of every pull.

b. Two white tapes or markings each 4 metres either side of the red centre tape or marking.

c. Two blue tapes or markings each 5 metres either side of the red centre tape or marking.

d. The first puller in each team shall grip the rope within 30 cm of these outer blue tapes or markings.

**SCAN HERE FOR GENERAL RULES**



- e. The white and two outer coloured markings shall be capable of easy adjustment by the Judge in the event of the rope shrinking or stretching.
8. Ground Markings – one line shall be marked on the ground at right angles to where the centre of the rope will be at the start of the competitions.
9. Knots or Loops – no knots or loops may be made in the rope nor may it be locked across any part of the body by any member of a team. Crossing the rope over itself constitutes a loop.
10. Locks – from the start the rope shall be taut. Every pulling member shall hold the rope with both hands by the ordinary grip and the rope shall pass under the armpit. Any other hold, which prevents the free movement of the rope, is a lock and is an infringement of the Rules.
11. Anchor-Man’s Grip – upon taking up position the anchor man will place the rope around his/her body in the approved manner. I.e. The rope will pass under one armpit, diagonally across the back and over the opposite shoulder from rear to front. The remaining rope shall pass in a backward and outward direction and the slack shall run free. He/she shall grip the standing part of the rope with both arms extended forward.
12. The Start – when the Judge has received the sign from the two coaches that all is ready, he shall give the teams the following verbal commands:
- a. ‘Pick up the Rope’ - at the same time extending his arms forward and horizontally. The rope shall be held as defined in paragraphs 16 and 17 of the Tug of War Association handbook, the feet being flat on the ground.
  - b. ‘Take the Strain’ - at the same time raising both hands above the head (sufficient strain shall be put on the rope to ensure that it is taut and each man may establish one foothold with the heel or side of the boot of the extended foot) - the rope must be steady with the centre mark over the centre line on the ground.
  - c. ‘Pull’ – at the same time flinging both arms downwards. Simultaneously both teams should commence.
13. Finishing a Pull – the finish of a pull shall be signalled by the Judge blowing a whistle and pointing in the direction of the team winning the Pull.
14. The Judge – there shall be one Judge who shall have sole control with power to appoint assistants. They shall be responsible for the Rules of the Competition being adhered to. They have the power to: grant reasonable rest periods between pulls and a minimum of six minutes rest to each team between rounds of any competition. To award ‘No Pull’ in the event of both teams being guilty of infringement (in such cases the pull will be re-taken immediately with no rest period or welfare to competitors being permitted) and to disqualify a team or teams after caution, or disqualify without caution for any offence against the Rules. In the event of a team being disqualified the pull will be awarded to the opposite side.
15. Infringement During Contests – should it be necessary to caution a team for any infringement of the Rules, the Judge shall, in addition to naming the team and calling ‘first caution’ or ‘last caution’ also signal such caution by raising his arm to the horizontal position and pointing in the direction of the offenders. Only two official cautions shall be given during any one pull. Any team guilty of any offence meriting a caution after already having received two official cautions in any one pull will be disqualified.
- a. Sitting – deliberately sitting on the ground, or failure to return immediately to the pulling position.
  - b. Leaning – touching the ground with any part of the body other than the feet.
  - c. Locking the Rope – no knots or loops shall be made in the rope, nor shall it be locked across any part of the body or any member of the team. Crossing the rope over itself constitutes a loop.

#### SCAN HERE FOR GENERAL RULES



- d. Grip – any grip other than the ordinary grip as described above.
  - e. Propping – holding the rope in a position where it does not pass between the body and the upper part of the arm.
  - f. Position – sitting on a foot or limb or the feet not extended forward of the knee.
  - g. Climbing the Rope – passing the rope through the hands
  - h. Anchor Man’s Grip – any grip other than described in above
  - i. Footholds – making indents in the ground in any way before the command “Take the Strain” is given. Thus cleaning the ground by foot or hand is prohibited.
16. Behaviour – there shall be no conduct by word or act likely to bring the sport into disrepute. No member of a team, i.e. coach, trainer or puller, may address any remark to the Judge whilst pulling is in progress. The use of water, for any purpose, is prohibited within the immediate vicinity of the rope. The function of the trainer is to attend to the requirements of the team before, between, and after pulls; he must not speak to his team during a pull. Assistant Judges shall at all times act under the direction of the Judge and shall be responsible to him for inspection of competitors’ footwear, checking the ground and rope markings, the laying out of the rope before a competition and its re-alignment after each pull. During actual pulling, each Assistant Judge shall be in a position alongside the competing teams on the opposite side of the rope to the Judge. An Assistant Judge shall not address any remark to the coach or any member of the team unless he is signalled to do so by the Judge. In the event of the Judge signals a caution, the Assistant Judge shall inform the offenders, naming the team and adding ‘first caution’ or ‘last caution’. Any instructions of the Judge conveyed by the Assistant Judge to a team must be clear and brief.

**PLEASE NOTE: THERE WILL BE NO SHARING OF BOOTS BETWEEN CLUBS AND TEAMS**

**Awards:** The Sports Cup.

**Information for subsequent rounds**

**Representation** The top 2 placed teams at the County Round will be requested to compete again in the Three Counties round on Sunday 16<sup>th</sup> June 2024

**SCAN HERE FOR GENERAL RULES**



## **Tug of War – Mens**

**Time:** Scales will be open for weigh-in between **12-1.30pm**. It is the responsibility of the club to ensure that the whole team weighs in during this time frame. First pull will be at **2.15pm**.

**Entries:** Entries: A team shall consist of EIGHT (8) pulling competitors, No more than TWO (2) members of a team may be between the ages of 15 and under 17 years on 1st September 2023 and the remainder of the team MUST be between 17 years and 28 years of age or under on 1st September 2023.

One Coach is permitted with each team during pulling. Only one Trainer or “Water-Carrier” is permitted with each team. During pulling the Trainer shall take up position well clear of both teams and is not permitted to address any remark to them during actual pulling. Neither the Coach nor Trainer need comply with other rules of eligibility.

**Up to 2 clubs may join together to form a team**

**Rules:**

1. Weighing-In Procedure and Weight Limits
  - a. The Mens team will be weighed as one and will not exceed 680kg.
  - b. The competitors will be stamped or marked on a limb in a position easily seen by the Judge, but not easily erased by the rope or competitors clothing.
  - c. At weigh in all team members must have their boots available for inspection by the judges.
2. Substitution
  - a. After a team has pulled the first end of the first match, the team is able to use a substitution. A substitute may replace any one puller for the remainder of the competition (age restriction of team still applies). Substitution may be used for tactical reasons or due to injury.
  - b. Any potential substitutes must (unless otherwise instructed by competition organisers) have been signed in and had their membership card checked prior to pulling in the competition.
  - c. At the time of substitution; both, the puller to be replaced and the substitute must report in full pulling outfit, (shirts, shorts, stockings and footwear) to the Chief Judge/Chief Steward who may designate an official to deal with the substitutes. A small (bathroom type) scale must be available at the pulling area (in a suitable place, on solid surface), to determine the weight difference between the two pullers. The substitute puller must be of equal weight or less than the puller he/she replaces. Directly after the change, the Chief Judge or designated official shall cancel the stamp or marking of the replaced puller, and indicate a similar marking on the substitute, with an indelible marker. This change shall then be recorded.
  - d. Once weighed in, the team weight allowance cannot be improved upon through substitution i.e. increasing the number of females on the team. Any weight bonus must be removed accordingly if the number of females has decreased below the original bonus threshold of the team. E.g. Team = 5 males & 4 females = 600kg (560kg + 40kg bonus). A female puller of 70kg is substituted for a male. The male must weigh 60kg or less (Both in full pulling gear) because the resultant bonus has decreased.
3. Draw and Bys

**SCAN HERE FOR GENERAL RULES**



a. Dependent on the number of entries, a league system may be required. This will be decided by the Chief Judge and Chief Steward on the day. There shall be no more than 7 teams in one league.

4. Pulling

a. Each team shall pull a match of 2 ends against every other team in the league with points awarded as follows:

Winners in a straight pull (two straight ends)	3 points
Losers in a straight pull	0 (nil) points
Teams winning one end each	1 point each

b. Winning a Pull – a ‘pull’ shall be won when one of the side markings on the rope is pulled over the centre line.

c. Leaving go of the Rope – in the event of both teams leaving go the rope before a side tape has been pulled over the side ground farthest from it, ‘No Pull’ shall be declared and the pull shall not constitute on the requisite on that heat.

d. If teams are drawing on points at the end of the league; they shall be ranked using the following system until differentiation:

- i. Results of matches (between the teams drawing on points).
- ii. Matches won (most matches won).
- iii. Cautions (least number throughout pulling).
- iv. Team weight (lowest team weight at weigh in).
- v. Coin toss or draw

e. If there is one league; the top 4 teams on points shall enter the semi-final competition as follows: 1st v 4th then 2nd v 3<sup>rd</sup>.

f. If there are two leagues; the top 2 teams on points from each league shall enter the semi-final competition as follows: League one winner v League two runner up; League two winner v League one runner up

g. The losers of the semi-finals shall pull off for 3rd and 4th places before the winners of the semi-finals pull off for 1st and 2nd places.

h. The semi-finals, 3rd/4th pull off and the final matches shall be won by two ends out of three.

5. Boots & Shoes - Competitors’ boots must not be “faked” in any way, i.e. THE SOLE HEEL AND SIDE OF THE HEEL SHALL BE PERFECTLY FLUSH – THIS MEANS THE SOLES MUST BE SMOOTH. No metal toecaps or metal toe-plates are permitted. Metal heel tips that are flush on the side and the bottom of the heel are permitted. Refer to attached ‘Tug of War Boot Guidelines 2017-18’ Document.

6. Rope – the rope shall not be less than 4” and not more than 5” in circumference (10cm minimum, 12½cm maximum) without knots or other holding for the hands and the minimum length not less than 35 metres.

7. Rope Markings – five tapes or markings shall be affixed to the rope as follows:

a. A red tape or marking at the centre of the rope which will be level with the ground mark at the start of every pull.

b. Two white tapes or markings each 4 metres either side of the red centre tape or marking.

c. Two blue tapes or markings each 5 metres either side of the red centre tape or marking.

d. The first puller in each team shall grip the rope within 30 cm of these outer blue tapes or markings.

**SCAN HERE FOR GENERAL RULES**



- e. The white and two outer coloured markings shall be capable of easy adjustment by the Judge in the event of the rope shrinking or stretching.
8. Ground Markings – one line shall be marked on the ground at right angles to where the centre of the rope will be at the start of the competitions.
9. Knots or Loops – no knots or loops may be made in the rope nor may it be locked across any part of the body by any member of a team. Crossing the rope over itself constitutes a loop.
10. Locks – from the start the rope shall be taut. Every pulling member shall hold the rope with both hands by the ordinary grip and the rope shall pass under the armpit. Any other hold, which prevents the free movement of the rope, is a lock and is an infringement of the Rules.
11. Anchor-Man’s Grip – upon taking up position the anchor man will place the rope around his/her body in the approved manner. I.e. The rope will pass under one armpit, diagonally across the back and over the opposite shoulder from rear to front. The remaining rope shall pass in a backward and outward direction and the slack shall run free. He/she shall grip the standing part of the rope with both arms extended forward.
12. The Start – when the Judge has received the sign from the two coaches that all is ready, he shall give the teams the following verbal commands:
- a. ‘Pick up the Rope’ - at the same time extending his arms forward and horizontally. The rope shall be held as defined in paragraphs 16 and 17 of the Tug of War Association handbook, the feet being flat on the ground.
  - b. ‘Take the Strain’ - at the same time raising both hands above the head (sufficient strain shall be put on the rope to ensure that it is taut and each man may establish one foothold with the heel or side of the boot of the extended foot) - the rope must be steady with the centre mark over the centre line on the ground.
  - c. ‘Pull’ – at the same time flinging both arms downwards. Simultaneously both teams should commence.
13. Finishing a Pull – the finish of a pull shall be signalled by the Judge blowing a whistle and pointing in the direction of the team winning the Pull.
14. The Judge – there shall be one Judge who shall have sole control with power to appoint assistants. They shall be responsible for the Rules of the Competition being adhered to. They have the power to: grant reasonable rest periods between pulls and a minimum of six minutes rest to each team between rounds of any competition. To award ‘No Pull’ in the event of both teams being guilty of infringement (in such cases the pull will be re-taken immediately with no rest period or welfare to competitors being permitted) and to disqualify a team or teams after caution, or disqualify without caution for any offence against the Rules. In the event of a team being disqualified the pull will be awarded to the opposite side.
15. Infringement During Contests – should it be necessary to caution a team for any infringement of the Rules, the Judge shall, in addition to naming the team and calling ‘first caution’ or ‘last caution’ also signal such caution by raising his arm to the horizontal position and pointing in the direction of the offenders. Only two official cautions shall be given during any one pull. Any team guilty of any offence meriting a caution after already having received two official cautions in any one pull will be disqualified.
- a. Sitting – deliberately sitting on the ground, or failure to return immediately to the pulling position.
  - b. Leaning – touching the ground with any part of the body other than the feet.
  - c. Locking the Rope – no knots or loops shall be made in the rope, nor shall it be locked across any part of the body or any member of the team. Crossing the rope over itself constitutes a loop.

**SCAN HERE FOR GENERAL RULES**



- d. Grip – any grip other than the ordinary grip as described above.
  - e. Propping – holding the rope in a position where it does not pass between the body and the upper part of the arm.
  - f. Position – sitting on a foot or limb or the feet not extended forward of the knee.
  - g. Climbing the Rope – passing the rope through the hands
  - h. Anchor Man’s Grip – any grip other than described in above
  - i. Footholds – making indents in the ground in any way before the command “Take the Strain” is given. Thus cleaning the ground by foot or hand is prohibited.
16. Behaviour – there shall be no conduct by word or act likely to bring the sport into disrepute. No member of a team, i.e. coach, trainer or puller, may address any remark to the Judge whilst pulling is in progress. The use of water, for any purpose, is prohibited within the immediate vicinity of the rope. The function of the trainer is to attend to the requirements of the team before, between, and after pulls; he must not speak to his team during a pull. Assistant Judges shall at all times act under the direction of the Judge and shall be responsible to him for inspection of competitors’ footwear, checking the ground and rope markings, the laying out of the rope before a competition and its re-alignment after each pull. During actual pulling, each Assistant Judge shall be in a position alongside the competing teams on the opposite side of the rope to the Judge. An Assistant Judge shall not address any remark to the coach or any member of the team unless he is signalled to do so by the Judge. In the event of the Judge signals a caution, the Assistant Judge shall inform the offenders, naming the team and adding ‘first caution’ or ‘last caution’. Any instructions of the Judge conveyed by the Assistant Judge to a team must be clear and brief.

**PLEASE NOTE: THERE WILL BE NO SHARING OF BOOTS BETWEEN CLUBS AND TEAMS**

**Awards:** The Sports Cup.

**Information for subsequent rounds**

**Representation** The top 2 placed teams at the County Round will be requested to compete again in the Three Counties round on Sunday 16<sup>th</sup> June 2024

**SCAN HERE FOR GENERAL RULES**



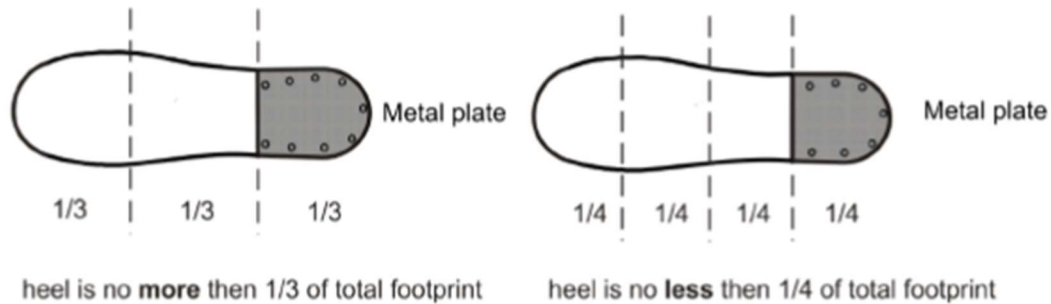
## Tug of War Boots Guidelines

### TWIF outdoor boot specifications

**Heel:** The heel shall be flush with the sole of the shoe – vertically down from the sole as seen from the back and side of the shoe. The front of the heel facing forward shall also be straight across, perpendicular to the sole and vertically down from the sole of the shoe.

The side of the heel impacting with the ground – the “cutting edge” – can have a tapered edge towards the front of the heel with a maximum protrusion of 15mm to the outside of the heel as measured from the vertical line from the sole. The other side of the heel must be completely flush with the sole and may not have any protruding feature. **The breadth of the heel must not exceed the breadth of the shoe.**

The maximum height of the heel, including a metal plate with a maximum thickness of 6.5mm, may not be more than 35mm from the bottom of the shoe. The 35mm includes the thickness of the sole. The length of the heel may not be less than one quarter or more than one third of the length of the shoe. See illustration below.

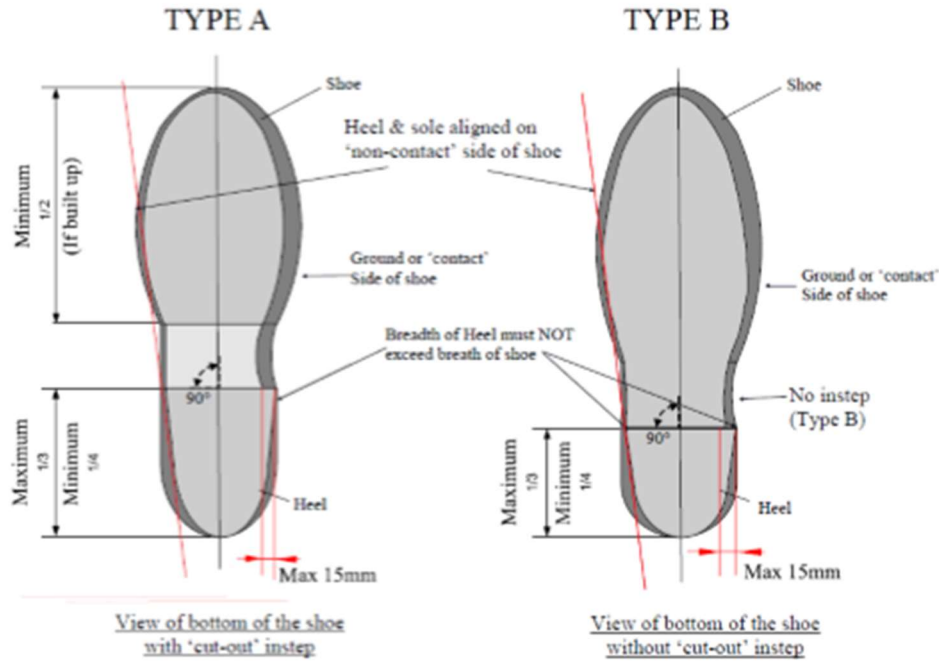


### Sole Structure

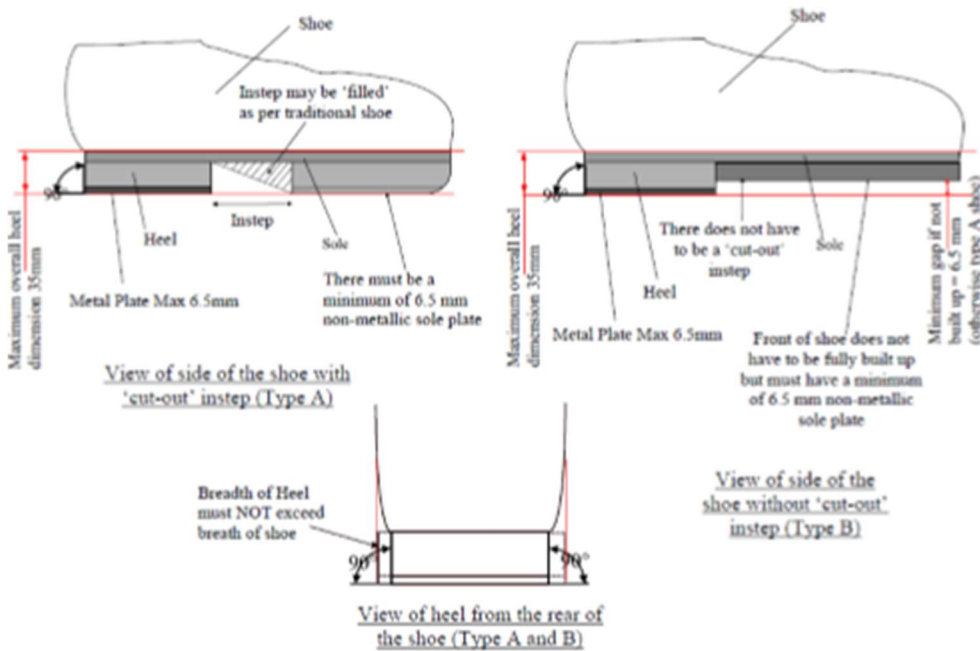
SCAN HERE FOR GENERAL RULES







The sole “structure” (which includes the structure of the heel) may be metal but the sole plate must not be metallic, the minimum thickness of the non-metallic plate is 6.5mm. See illustration below.



**Front part of the shoe:** can be built up or left as it is. If not built up, the sole can be higher than the heel when viewed on a flat surface. In this configuration, the sole must be a minimum of 6.5mm higher than the heel. If built up, the front part of the shoe may not be less than half the total length of the shoe. The maximum height, including the sole may not be more than 35mm. The “sole plate” must not be metallic and be a minimum of 6.5mm. See illustration below. Readymade boots can be bought from a starting price of around £80 to £150 depending on build spec. Otherwise they can be made at home with relatively little equipment. 2 examples of inexpensive tug of war boots are given below:

SCAN HERE FOR GENERAL RULES



### 1. **Leather boots**

Purchase a pair of army boots from an army surplus store. Grade 2 boots can be as little as £15. If you have the choice select boots with hard rubber soles rather than soft rubber.

Grind all the grips off the bottom of the boots (safely in a ventilated area using a vice and suitable personal protective equipment).

Get a steel plate no more than 6.5mm thick (take care that the overall heel depth (plate plus heel) will come to no more than 35mm). Draw around the heel on the plate and cut the heel plate out. Smooth the edges off.

Screw and fix the plates to the heel by 4 bolts threaded down from the inside of the boot into the steel plates.

- Take the boot insole out. Drill the holes the correct size for the thread down through the heel and mark the steel plate before drilling the 4 holes through the plate. Tap the thread in the plates so the bolts can screw down through the heel and through the plate. Grind the end of the bolts off so it is flush with the bottom of the plate.
- It is advisable to use washers on the inside of the heel to prevent the bolts being pulled through the heel. Also the use of a strong adhesive will assist a good bond.

Replace the insole.

### 2. **Roller Blade Boots**

- Purchase a pair of roller blades, not too expensive, but comfortable (there are plenty second hand from online auction sites). Ideally the boots should have one clip at the top and laces down the boot. Make sure also that the wheel carriage is riveted on to the base of the boot and not moulded on.
- Unscrew the rollerblade fixings from the sole of the boot or carefully drill them out.
- Make a template of the sole of the boot.
- Use this template to mark a piece of 8 to 10mm thick black hard Nylon/Teflon/Trespa or similar hard product and cut out with a suitable tool.
- Screw this cut-out to the sole of the rollerblade boot. Screws should be fixed from inside the boot downwards into the nylon, and upward through the nylon into the sole, being careful with screw length so not to penetrate the inside of the boot - remember to remove any insoles before fixing.
- To create a heel, use 10mm Nylon/Teflon/Trespa or similar hard material. Make a template of the heel section, about 90mm long from the back of the boot.
- Cut the nylon heel piece to size and screw to the new nylon sole of the boot.
- Using the same heel template, mark and cut a piece of steel with a maximum thickness of 6.5 mm.
- Screw onto the heel of the boot.

**SCAN HERE FOR GENERAL RULES**



## Class 41 – Rally Clear Up

**Time:** Sunday 19th May 2024 from 10:00am.

**Entries:** Open to TWO (2) representatives per Club, who DO NOT need to be competing age members.

**Marks:**

Maximum Marks per representative	50
<b>Total</b>	<b>100</b>

**Rules:**

1. Each club can gain a maximum of 50 marks per representative sent (maximum of 100 points per club) by sending a representative to the rally site or other place, as specified by the Competitions Chairman.
2. A task list will be circulated to club secretaries and chairman prior to Rally Clear Up.
3. On arrival to site, it is the responsibility of the representative(s) to find the relevant competition steward and sign in. Following this the representative will need to complete their assigned task or tasks.
4. On completion of the task(s) the representative will be responsible for finding the steward and signing off.
5. The representative(s) will be judged on how well the tasks were completed.
6. The points will count towards the 2024 HFYFC County Rally.
7. **The following people are NOT eligible to gain points in this class – HFYFC President, HFYFC Vice-Presidents, County Administrator, County Treasurer, the Chairmen and Vice Chairmen of the following committees: Executive, Management, Competitions, Events, Training, Promotions, Catering and Rally Task Group.**

**Awards:** The Rally Shield for 2024.

SCAN HERE FOR GENERAL RULES

